

Issue 2020



Mailbox systems, display cases, steles, signages, parcel locker systems, special equipment

# PLANNING DOCUMENTS

---



**Briefkasten &  
Briefkastenanlagen**



## JU-Metallwarenfabrik GmbH

Plant 1

🏠 Landauer Str. 14, 21-23  
74582 Gerabronn

☎ +49 (0) 7952 603 - 0  
🖨 +49 (0) 7952 603 - 102  
✉ [info@ju-briefkasten.com](mailto:info@ju-briefkasten.com)  
🌐 [www.ju-briefkasten.com](http://www.ju-briefkasten.com)

Production of mailboxes and mailbox systems  
Sales through wholesalers at home and abroad



## JU-Metallwarenfabrik GmbH

Plant 2

🏠 Landauer Str. 14, 21-23  
74582 Gerabronn

☎ +49 (0) 7952 603 - 0  
🖨 +49 (0) 7952 603 - 102  
✉ [info@ju-briefkasten.com](mailto:info@ju-briefkasten.com)  
🌐 [www.ju-briefkasten.com](http://www.ju-briefkasten.com)

Management of the JU-Group  
Production with state-of-the-art machinery and equipment



## Decayeux GmbH

🏠 Gewerbepark Seedoche 7  
14806 Bad Belzig

☎ +49 (0) 33841 97 - 0  
🖨 +49 (0) 33841 97 - 100  
✉ [info@ju-briefkasten.com](mailto:info@ju-briefkasten.com)  
🌐 [www.ju-briefkasten.com](http://www.ju-briefkasten.com)

A subsidiary of JU-Metallwarenfabrik GmbH Gerabronn  
Production of stainless steel mailboxes, orientation technology,  
communication boxes and special equipment

Dear Customer,

Our company lives on always new ideas and that is what drives us. For example, we were involved in the market launch of our “mycolisbox”, which was registered in 2011 (Patent No. 2975273 B1), an electronic parcel compartment system.

We are pleased to inform you that we, the managing directors of the JU Group, are allowed to accompany the employees of the company in the further expansion of the domestic and pan-European market development. Currently, we are working on a new concept that will help the construction industry and building-related knowledge sharing services. The rapid upheavals in information technology we are currently experiencing allow us to offer something completely new.

The employees of the JU Group and we are pleased to introduce you to JU in a new guise. Following the newly designed main catalog, our homepage now shines in new splendor. Our corporate design has adapted to our products and quality standards and was gradually introduced in 2017. If you choose a JU product, you will receive a high quality product and optimal service.

We thank you for your trust.



Antoine Decayeux



Stéphane Decayeux

i	Description	Page	Description	Page
01				
02	Information		Model 03	
03	<b>Introduction</b>		<b>Individual mailbox</b>	
04	Locations	2	Model overview	40
05	Foreword	3	Individual mailbox	41
06	Table of contents	4	Fence-mounted mailbox	44
07	Quality	6	Configuration options	45
08			Model 03	46
09	Model 01		Image overview	47
10	<b>Through-wall mailbox for masonry</b>			
11	Model overview (W x H x D in mm)	8	Model 04	
12	Description of the through-wall mailbox for masonry	9	<b>Vertical mailbox</b>	
13	Model 01-100 Box 250 x 100 x 260/380 or 380/500	10	Model overview (W x H x D in mm)	48
14	Model 01-200 Box 300 x 125 x 260/380 or 380/500	11	Model 04-300 Box 260 x 330 x 110	50
15	Model 01-300 Box 350 x 125 x 260/380 or 380/500	12	Model 04-400 Box 270 x 370 x 110	51
16	Configuration options	13	Model 04-600 Box 375 x 320 x 110	52
17	Image overview	14	Model 04-700 Box 375 x 320 x 150	53
18			Model 04-870 Box 300 x 440 x 110	54
19	Model 02		Model 04-800 Box 300 x 440 x 150	55
20	<b>Through-wall mailbox for the door side</b>		Model 04-900 Box 375 x 440 x 150	56
21	Model overview (W x H x D in mm)	16	Plaster frame/panels	57
22	Configuration options	17	Panels/stands/frames	58
23	Model 02-800 ISO Box 300	19	Image overview	59
24	Model 02-900 ISO Box 375	19		
25	Model 02-360 ISO Box 375	20	Model 05	
26	Model 02-400 ISO Box 300	21	<b>Avantgarde - Newly defined demand</b>	
27	Model 02-430 ISO Box 375	21	Model overview	72
28	Model 02-100 Box 250	22	Configuration options	73
29	Model 02-700 Box 270	23	Model 05 Vertical boxes	75
30	Model 02-800 Box 300	24	Model 05 Horizontal boxes	77
31	Model 02-900 Box 375	25	Model 05 Panelling	78
32	Model 02-250 Box 260	26	Model 05 Accessories	80
33	Model 02-330 Box 270	26	Plaster frame/panels	81
34	Model 02-350 Box 375	27		
35	Model 02-360 Box 375	27	Model 06	
36	Model 02-390 Box 300	28	<b>Stele</b>	
37	Model 02-400 Box 300	28	Model overview	82
38	Model 02-430 Box 375	29	Model 06 Stele installation depth 112 mm	84
39	Front panels	30	Model 06 Stele installation depth 152 mm	85
40	Mail slot flaps	32	Model 06 Stele installation depth 282 mm	86
41	Installation options	34	Model 06 Stele installation depth 382 mm	87
42	Plaster frame/panels	36	Model 06 Accessories	88
43	Image overview	37		



Description	Page	Description	Page
Model 08		Model 13	
<b>Horizontal boxes (space-saving)</b>		<b>Parcel locker systems</b>	
Model overview (W x H x D in mm)	90	Model overview	132
Configuration options	91	Economy Class	134
Model 08-200 Box 270 x 110 x 380	94	Business Class	136
Model 08-300 Box 300 x 110 x 380	95	First Class	140
Model 08-500 Box 375 x 110 x 280	97	MySmartBox	142
Image overview	98		
Plaster frame/panels	114	Model 22	
Stands/frames	115	<b>Plaster frame/panels</b>	
		Model overview	146
Model 09		Model 22 Model series 04/08	149
<b>Special equipment</b>		Model 22 Model series 05 (Avantgarde)	153
Safety Class	116		
Deposit boxes	118	Model 20	
Mail sorting systems	120	<b>Stands/frames/feet</b>	
		Model overview	154
Model 11		Model 20 Tubular frame for model series 04 und 08	156
<b>Display cases</b>		Model 20 Tubular feet for model series 08	157
Display cases 125 mm installation depth on both sides	122		
Display cases 30 mm installation depth	123	Model 21	
Display cases 35 mm installation depth	123	<b>Spare parts/accessories</b>	
Display cases 45 mm installation depth	123	Name plates/doorbell buttons	158
Display cases 65 mm installation depth	124	Lighting modules	159
Display cases 110 mm installation depth	124	Intercom grid	160
Display cases 140 mm installation depth on one side/		Cylinder locks/turn-lock fasteners	160
180 mm installation depth on both sides	124	Engravings/through-engravings	162
Display cases Stainless steel, planked	125	Fonts, engraved symbols and logos	163
Model 11 Display cases for in-house memos	126		
Model 11 Display cases for outdoor area	127	Information	
		<b>Supplementary information</b>	
Model 12		Excerpt from DIN EN13724	164
<b>Intercom and doorbell systems</b>		Terms of Sales and Delivery/Technical information	165
Model overview	128	Assembly instructions	167
Model 12 Intercom/doorbell panels Economy Class	129	Locations	168
Model 12 Intercom/doorbell panels Business Class	130	Colour palette	170
Model 12 Intercom/doorbell panels First Class	131		

## JU-Quality

We promise that you will receive high-quality and professional products exclusively handcrafted and manufactured in Germany.

For us, quality means: complete customer satisfaction. Only a satisfied customer will buy the product again, recommend it and have pleasant memories of it. In order to meet this requirement, we attach great importance to high-quality materials, which guarantee a long service life and thus represent value stability. In addition, the quality of the materials must be coupled with professional processing through innovative and mature machine technology. Not only the optics should be right, but also the solid processing.

We also define our capabilities through our manpower. Trained and highly qualified personnel manage the processing, production, quality assurance and logistic departments.

JU is a leading manufacturer in the mailbox sector. In Germany and other European countries, our products are 'the company's business card'.

Our product portfolio goes far beyond the classic mailbox. We are committed to custom-made solutions and

customer requirements as well as specifications and custom designs.

Why you should choose JU:

- highest quality standard
- production exclusively in Germany
- processing of the highest quality materials
- state-of-the-art, computer-controlled production
- elaborate surface finish
- robust powder coatings
- durable fittings
- extensive spare parts storage
- qualified consulting and processing
- professional final inspection
- secure shipping
- individual and innovative product range
- flexibility for special requests
- production-related, short delivery times
- fair, quality and market-oriented prices





### Material

Mailboxes and doorbell boxes are optionally made of stainless steel (V2A or V4A), galvanized steel sheet or aluminum. Hinges are basically made of V4A stainless steel. Mail slot flaps with sealing and low-noise profile coatings. Boxes are manufactured using state-of-the-art clinch and punch riveting methods without spot welding.



### Surfaces

A powder coating at least 100 µm thick, baked at 200 °C provides for a high-quality surface. Colours of the highest-quality suppliers are available according to the RAL colour chart. Stainless steel handles are designed with the finest precision finish. Anodised colours are also available for aluminum parts.



### Processing

CAD designs form the work preparation. Laser cutting machines, CNC milling machines, hydraulic bending machines, stamping and presses produce box modules which can be combined in any required combination within millimeter precision.



### Final inspection

Prior to shipment, trained specialists inspect every system for accuracy, flawless surface, functionality and impeccable quality.



### Packaging and logistics

To ensure safe shipping, the systems are protected by appropriate packaging, from high-quality cardboard packaging through to wooden boxes. Our goods are delivered by selected reliable forwarding companies. Transportation by your own vehicle fleet is also possible.

## JU 01 - Through-wall mailbox for masonry



III. 8/1  
First class through-wall model 01-217  
stainless steel front plate mail slot flap  
I/D compartment with intercom grid 21-174  
doorbell button 21-216FW  
name plate 21-134

JU - Through-wall mailbox for the masonry for different wall thicknesses through pull-out rear boxes. An installation compartment for accommodating an

intercom system or an engraving a house number are only two of the other options that we can offer you within this model series.

## Product features

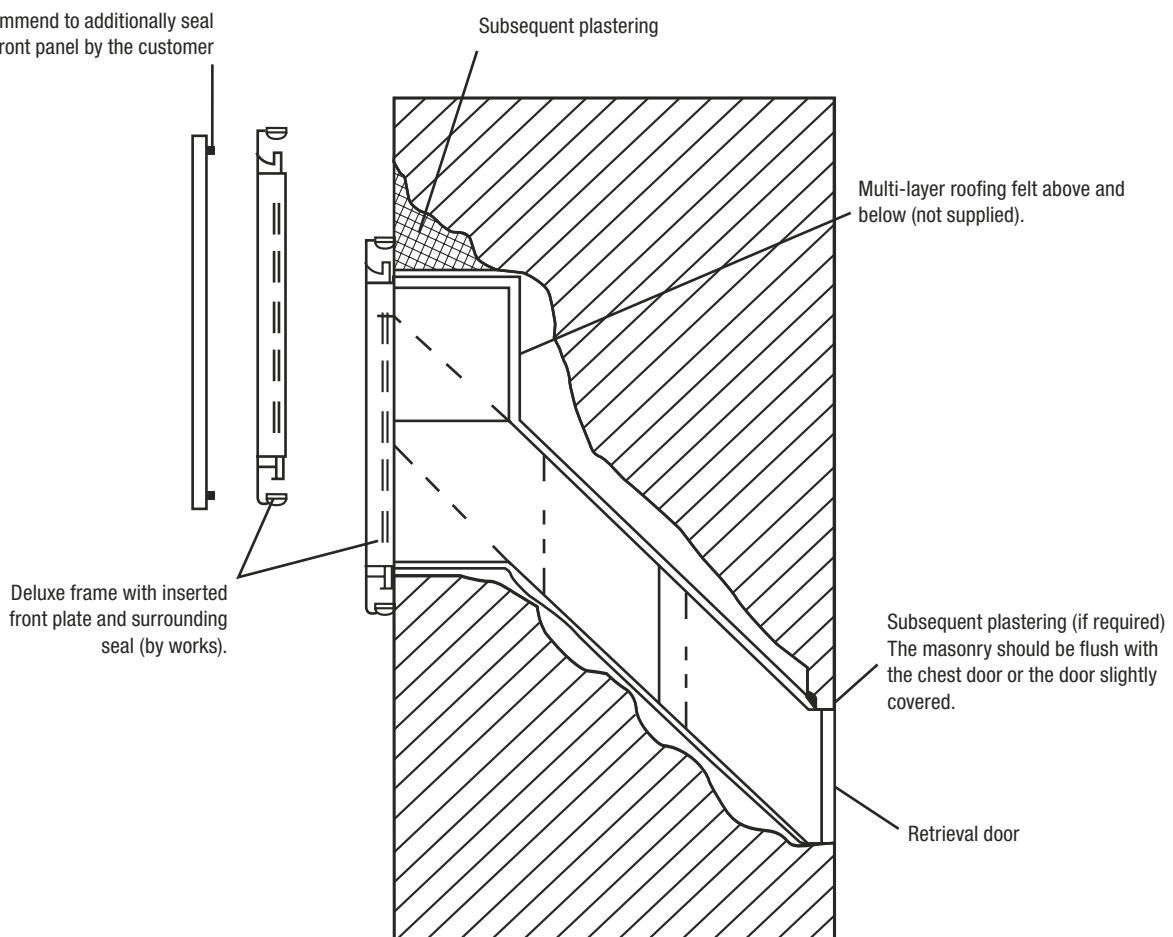
- mailbox system with or without installation box for wall mounting
- box and removal door made of galvanized sheet steel
- extendable from 260 - 380 mm or from 380 - 500 mm
- removal doors additionally coated according to RAL specification
- aluminum front in one piece in RAL colours anodised/coated
- mail slot flaps made of aluminum
- removal door with cylinder lock, 2 keys and name plate

## Aluminum front in one piece

- round profile frame
- edging 12 mm

## Stainless steel front with 12 mm edging

We recommend to additionally seal the front panel by the customer



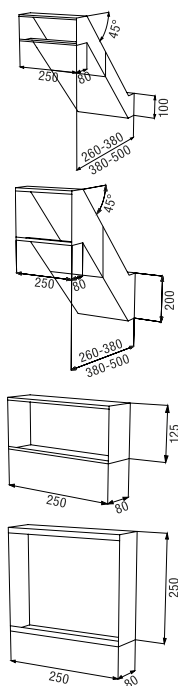
III. 9/1\*

\* These assembly instructions do not apply to first class systems.

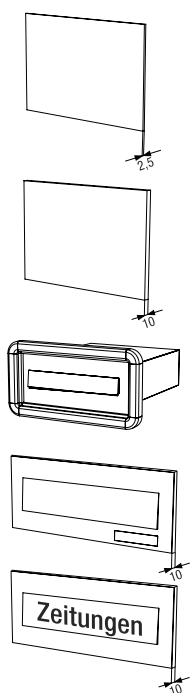


## Model 01-100

Box: 250 x 100 x 260 - 380 mm or 380 - 500 mm  
 Mail slot: 230 x 35 mm (DIN C4)  
 Accessories: starting from page 158



Item		Unit	Dimensions in mm W · H · D			Order number
Through-wall mailbox, diagonal extendable from 260 - 380 mm	DIN	pc.	250	100	260-380	01-115
Through-wall mailbox, diagonal extendable from 380 - 500 mm	DIN	pc.	250	100	380-500	01-116
Through-wall mailbox, straight not extendable	DIN	pc.	250	100	380	01-119
Through-wall mailbox, diagonal extendable from 260 - 380 mm box can also be used as an installation box	DIN	pc.	250	200	260-380	01-117
Through-wall mailbox, diagonal extendable from 380 - 500 mm box can also be used as an installation box	DIN	pc.	250	200	380-500	01-118
Through-wall mailbox, straight not extendable	DIN	pc.	250	200	380	01-120
Installation box, unloaded box can also be used as an info or dummy box		pc.	250	125	80	01-135
Installation box, unfitted box can also be used as an info or dummy box		pc.	250	250	80	01-138



Item	Unit	Dimensions in mm W · H · D			Order number
Aluminium front plate, 2.5 mm thick without edging suitable for round profile frame, without mail slot flap and accessories	m <sup>2</sup>		2,5		01-556
Aluminium front plate, 2.5 mm thick with surrounding 12 mm edging, without mail slot flap	m <sup>2</sup>		2,5		01-557
Stainless steel front plate, 2 mm thick with surrounding 12 mm edging, rust-free, matt brushed	m <sup>2</sup>		2		01-557E
Aluminium round profile frame (not possible in stainless steel)	per m	20	35		22-238
Aluminium mail slot flap with name plate and anti-pilfer baffle	pc.	230	35		02-720
Stainless steel mail slot flap with name plate and anti-pilfer baffle	pc.	230	35		02-720E
Aluminium newspaper slot flap from the compartment height of 200 mm, with name plate, no engraving Additional charge: "NEWSPAPERS" engraving	pc.	230	50		02-723 25-301
Stainless steel newspaper slot flap from the compartment height of 200 mm, with name plate, no engraving Additional charge: "NEWSPAPERS" engraving	pc.	230	50		02-723E 25-301E

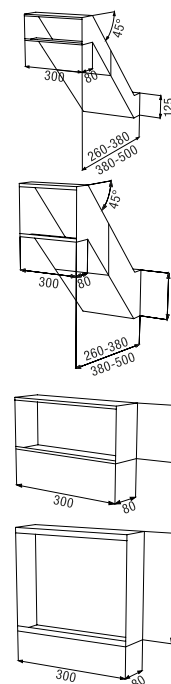
# Through-wall mailbox for masonry - 01



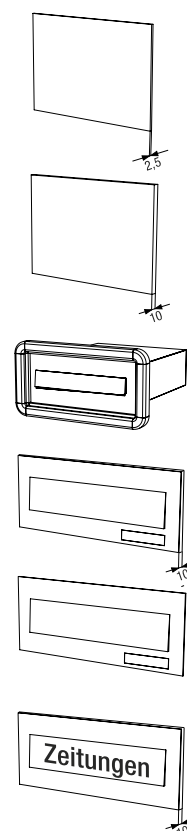
Box: 300 x 125 x 260 - 380 mm or 380 - 500 mm  
 Mail slot: 280 x 35 mm (DIN C4)  
 Accessories: starting from page 158

Model 01-200

Item		Unit	Dimensions in mm W · H · D			Order number
Through-wall mailbox, diagonal extendable from 260 - 380 mm	DIN	pc.	300	125	260-380	01-215
Through-wall mailbox, diagonal extendable from 380 - 500 mm	DIN	pc.	300	125	380-500	01-216
Through-wall mailbox, straight not extendable	DIN	pc.	300	125	380	01-219
Through-wall mailbox, diagonal extendable from 260 - 380 mm box can also be used as an installation box	DIN	pc.	300	250	260-380	01-217
Through-wall mailbox, diagonal extendable from 380 - 500 mm box can also be used as an installation box	DIN	pc.	300	250	380-500	01-218
Through-wall mailbox, straight not extendable	DIN	pc.	300	250	380	01-220
Installation box, unloaded box can also be used as an info or dummy box		pc.	300	125	80	01-235
Installation box, unfitted box can also be used as an info or dummy box		pc.	300	250	80	01-238

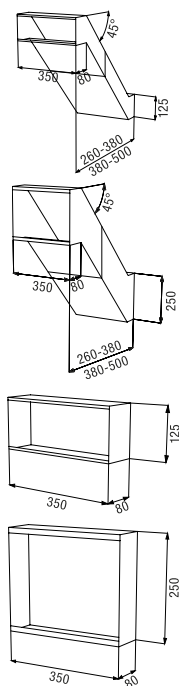


Item	Unit	Dimensions in mm W · H · D			Order number
Aluminium front plate, 2.5 mm thick without edging suitable for round profile frame, without mail slot flap and accessories	m <sup>2</sup>			2,5	01-556
Aluminium front plate, 2.5 mm thick with surrounding 12 mm edging, without mail slot flap	m <sup>2</sup>			2,5	01-557
Stainless steel front plate, 2 mm thick with surrounding 12 mm edging, rust-free, matt brushed	m <sup>2</sup>			2	01-557E
Aluminium round profile frame (not possible in stainless steel)	per m	20	35		22-238
Aluminium mail slot flap with name plate and anti-pilfer baffle	pc.	280	35		02-820
Stainless steel mail slot flap with name plate and anti-pilfer baffle	pc.	280	35		02-820E
Aluminium mail slot flap, aluminium, flush-mounted, compartment height starting from 250 mm cushioned and insulated, name plate and anti-pilfer baffle	pc.	250	35		02-850
Stainless steel mail slot flap, aluminium, flush-mounted, compartment height starting from 250 mm cushioned and insulated, name plate and anti-pilfer baffle	pc.	250	35		02-850E
Aluminium newspaper slot flap from the compartment height of 200 mm, with name plate, no engraving Additional charge: "NEWSPAPERS" engraving	pc.	280	50		02-823 25-301
Stainless steel newspaper slot flap from the compartment height of 200 mm, with name plate, no engraving Additional charge: "NEWSPAPERS" engraving	pc.	280	50		02-823E 25-301E

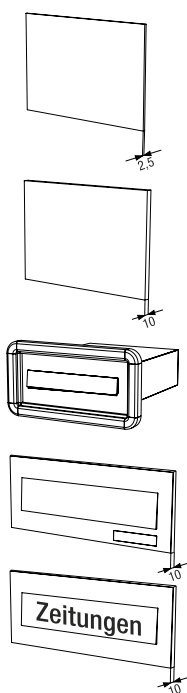


## Model 01-300

Box: 350 x 125 x 260 - 380 mm or 380 - 500 mm  
 Mail slot: 330 x 35 mm (DIN C4 landscape)  
 Accessories: starting from page 158



Item		Unit	Dimensions in mm W · H · D			Order number
Through-wall mailbox, diagonal extendable from 260 - 380 mm	DIN	pc.	350	125	260-380	01-315
Through-wall mailbox, diagonal extendable from 380 - 500 mm	DIN	pc.	350	125	380-500	01-316
Through-wall mailbox, straight not extendable	DIN	pc.	350	125	380	01-319
Through-wall mailbox, diagonal extendable from 260 - 380 mm box can also be used as an installation box	DIN	pc.	350	250	260-380	01-317
Through-wall mailbox, diagonal extendable from 380 - 500 mm box can also be used as an installation box	DIN	pc.	350	250	380-500	01-318
Through-wall mailbox, straight not extendable	DIN	pc.	350	250	380	01-320
Installation box, unloaded box can also be used as an info or dummy box		pc.	350	125	80	01-335
Installation box, unfitted box can also be used as an info or dummy box		pc.	350	250	80	01-338



Item	Unit	Dimensions in mm W · H · D			Order number
Aluminium front plate, 2.5 mm thick without edging suitable for round profile frame, without mail slot flap and accessories	m <sup>2</sup>		2,5		01-556
Aluminium front plate, 2.5 mm thick with surrounding 12 mm edging, without mail slot flap	m <sup>2</sup>		2,5		01-557
Stainless steel front plate, 2 mm thick with surrounding 12 mm edging, rust-free, matt brushed	m <sup>2</sup>		2		01-557E
Aluminium round profile frame (not possible in stainless steel)	per m	20	35		22-238
Aluminium mail slot flap with name plate and anti-pilfer baffle	pc.	330	35		02-920
Stainless steel mail slot flap with name plate and anti-pilfer baffle	pc.	330	35		02-920E
Aluminium newspaper slot flap from the compartment height of 200 mm, with name plate, no engraving Additional charge: "NEWSPAPERS" engraving	pc.	330	50		02-923 25-301
Stainless steel newspaper slot flap from the compartment height of 200 mm, with name plate, no engraving Additional charge: "NEWSPAPERS" engraving	pc.	330	50		02-923E 25-301E

III. 13/1



## Option 1: Economy Class

- 21-111 doorbell button with name plate
- 21-161 aluminium extruded profile

III. 13/2



## Option 2: Business Class

- 21-217E bellpush, stainless steel
- 21-134 flush-mounted name plate
- 21-176 laser cut intercom grid

III. 13/3



## Option 3: First Class

- 21-216FW flush-mounted doorbell button, stainless steel, ring lighting
- 21-134 flush-mounted name plate with LED lighting module 21-698
- 21-174 intercom grid
- Only available from a compartment width of 300 mm and a compartment height of 165 mm
- Flush-mounted, isolated flap with Soft-Close-System®

## JU 01 - Through-wall mailbox for masonry



III. 14/1

Business Class through-wall mail slot system model 01-315  
front plate, aluminium with powder-coated mail slot flap  
I/D compartment with mail slot flap intercom grid 21-176  
ring button 21-217E  
name plate 21-134  
house number engraving in foil lettering





III. 15/1

Business class through-wall mail slot model 01-215  
aluminium front plate with round profile frame 22-238  
mail slot flap  
powder-coated



III. 15/2



III. 15/3

## Cushioned mailbox flap with JU SCS® Soft-Close-System

A reliable solution against annoying rattling noises!  
The dampened mailbox flap SCS® Soft-Close-System  
is available on request for through-wall mail slot units  
(model series 01).



First Class fully insulated door side system model 02-941 ISO  
aluminium front plate and mail slot flap  
I/D compartment with intercom grid 21-174  
doorbell button 21-216FW  
name plate 21-134  
module preparation for modules to be supplied by the customer (fingerprint, camera)  
House number engraving flush with milky acrylic glass and illuminated with LED



III. 17/1

## Economy Class

(simple and functional design)

- conventionally proven mail slot flaps
- front plate 24 - 44 mm, completely heat-insulated
- LM intercom grid, plastic doorbell/light sensor
- standard colours: EV1 at LM front, RAL 7016, RAL 8022, RAL 9007, RAL 9016 and DB 703, all other colours with a colour surcharge
- standard lock 21-109



III. 17/2

## Business Class

(model for sophisticated demands)

- SCS version (dampened mail slot flaps) at no surcharge
- front plate 24 - 44 mm, completely thermally separated
- punched intercom grid, stainless steel doorbell/light sensor
- LED backlit flush-mounted
- name plate
- reinforced pin cylinder with master key function 21-120



III. 17/3

## First Class

(fully-insulated model)

- flush-mounted, isolated flap with Soft-Close-System®
- front plate 30 - 44 mm, thermally separated
- laser cut intercom grid
- flush-mounted stainless steel doorbell button with ring lighting
- LED backlit flush-mounted
- name plates
- housings and removal doors insulated, incl. surrounding seal
- reinforced pin cylinder with master key function 21-120

## JU 02 - Fully-insulated door side systems

### Flush-mounted insulated mail slot flaps

The fully-insulated door side systems has a flush and insulated flap with a soft-close system and a finger recess for easy opening. The mail slot flaps are fitted with a return brake and interlock in order to prevent rattling noises and wind effects. As is the case with all door side system, mail is thrown in from the front and removed from the rear or the interior compartment.

- with flush-mounted, illuminated house number made of plexiglas
- prepared for on-site installation components (camera, fingerprint, etc.)
- intercom/doorbell system
- flush-mounted, illuminated doorbell buttons
- all lighting elements are designed in long-life and energy-saving LED technology.


The front plate can be thermally insulated in various insulation thicknesses for door side systems.  
All standard systems are RC2 certified!



First Class fully insulated door side panels Model 02-841 ISO  
aluminium front plate and mail slot flap  
I/D compartment with intercom grid 21-174  
doorbell button 21-216FW  
name plate 21-134  
LED strip light  
street/house number engraving

### Standard model:

- fully-insulated inner box with 10 mm insulation all around
- door 10 mm insulated with additional rubber seal
- mail slot flap insulated with a soft-close system
- front plate from 30 mm installation thickness



fully-insulated mailbox design

# Fully-insulated door side systems - 02



Box width: 300 mm  
Mail slot: 250 mm (DIN C4)

Model 02-800 ISO

Item		Unit	Dimensions in mm W · H · D			Order number	
Fully-insulated through-wall mailbox, horizontal box can also be used as an installation or dummy box, removal door with cylinder lock, 2 keys and name plate, door hinged on the right	DIN	pc.	300	165	390	02-841 ISO	
Fully-insulated through-wall mailbox, horizontal box can also be used as an installation or dummy box, removal door with cylinder lock, 2 keys and name plate, door hinged on the right	DIN	pc.	300	220	390	02-842 ISO	
Fully-insulated through-wall mailbox, horizontal box can also be used as an installation or dummy box, removal door with cylinder lock, 2 keys and name plate, door hinged on the right	DIN	pc.	300	330	390	02-843 ISO	
Fully-insulated installation box, unfitted box can also be used as an info or dummy box		pc.	300	220	160	02-852 ISO	
Fully-insulated installation box, unfitted box can also be used as an info or dummy box		pc.	300	330	160	02-853 ISO	

Box width: 375 mm  
Mail slot: 325 mm (DIN C4 landscape)

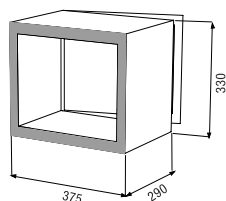
Model 02-900 ISO

Item		Unit	Dimensions in mm W · H · D			Order number	
Fully-insulated through-wall mailbox, horizontal box can also be used as an installation or dummy box, removal door with cylinder lock, 2 keys and name plate, door hinged on the right	DIN	pc.	375	165	290	02-941 ISO	
Fully-insulated through-wall mailbox, horizontal box can also be used as an installation or dummy box, removal door with cylinder lock, 2 keys and name plate, door hinged on the right	DIN	pc.	375	220	290	02-942 ISO	



## Model 02-900 ISO

Box width: 375 mm  
Mail slot: 325 mm (DIN C4 landscape)



**Fully-insulated through-wall mailbox, horizontal**  
box can also be used as an installation or dummy box,  
removal door with cylinder lock,  
2 keys and name plate,  
door hinged on the right



Unit

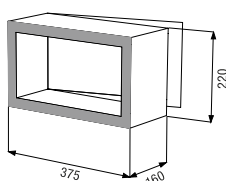
pc.

Dimensions in mm  
W · H · D

375 330 290

Order  
number

02-943 ISO



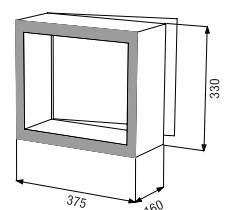
**Fully-insulated installation box, unfitted**  
box can also be used as an info or dummy box



pc.

375 220 160

02-952 ISO



**Fully-insulated installation box, unfitted**  
box can also be used as an info or dummy box



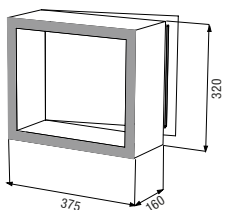
pc.

375 330 160

02-953 ISO

## Model 02-360 ISO

Box width: 375 mm  
Mail slot: 325 mm (DIN C4 landscape)



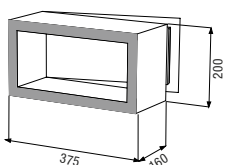
**Fully-insulated through-wall mailbox, vertical**  
box can also be used as an installation or dummy box,  
removal door with cylinder lock,  
2 keys and name plate,  
door hinged on the right



pc.

375 320 160

02-361 ISO

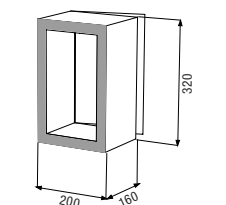


**Fully-insulated installation box, unfitted**  
box can also be used as an info or dummy box

pc.

375 320 160

02-365 ISO



**Fully-insulated installation box, unfitted**  
box can also be used as an info or dummy box

pc.

200 320 160

02-367 ISO

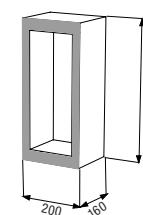
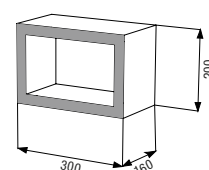
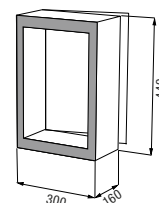
# Fully-insulated door side systems - 02



Box width: 300 mm  
Mail slot: 250 mm (DINC4)

## Model 02-400 ISO

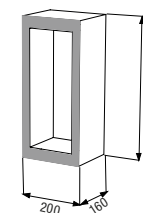
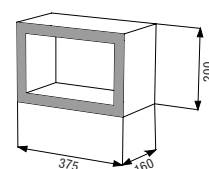
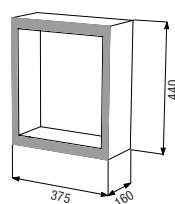
Item	Unit	Dimensions in mm W · H · D	Order number
<b>Fully-insulated through-wall mailbox, vertical</b> box can also be used as an installation or dummy box, removal door with cylinder lock, 2 keys and name plate, door hinged on the right	pc.	300 440 160	02-401 ISO
<b>Fully-insulated installation box, unfitted</b> box can also be used as an info or dummy box	pc.	300 440 160	02-405 ISO
<b>Fully-insulated installation box, unfitted</b> box can also be used as an info or dummy box	pc.	300 200 160	02-406 ISO
<b>Fully-insulated installation box, unfitted</b> box can also be used as an info or dummy box	pc.	200 440 160	02-407 ISO



Box width: 375 mm  
Mail slot: 325 mm (DINC4 landscape)

## Model 02-430 ISO

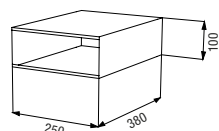
Item	Unit	Dimensions in mm W · H · D	Order number
<b>Fully-insulated through-wall mailbox, vertical</b> box can also be used as an installation or dummy box, removal door with cylinder lock, 2 keys and name plate, door hinged on the right	pc.	375 440 160	02-431 ISO
<b>Fully-insulated installation box, unfitted</b> box can also be used as an info or dummy box	pc.	375 440 160	02-435 ISO
<b>Fully-insulated installation box, unfitted</b> box can also be used as an info or dummy box	pc.	375 200 160	02-436 ISO
<b>Fully-insulated installation box, unfitted</b> box can also be used as an info or dummy box	pc.	200 440 160	02-437 ISO



# JU 02 - Through-wall mailbox for the door side

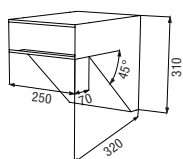
Model 02-100

Box width: 250 mm  
Mail slot: 230 mm (DIN C4)



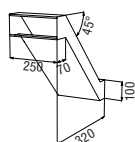
Item	Unit	Dimensions in mm W · H · D			Order number
Through-wall mailbox, horizontal box can also be used as an installation or dummy box, removal door with cylinder lock, 2 keys and name plate, door hinged on the right	pc.	250	100	380	02-112

DIN



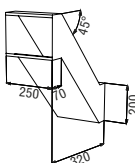
Through-wall mailbox, diagonal straight upper removal side 310 mm portrait, box can also be used as an installation box, door hinged on the right	pc.	250	100/310	320	02-113
--	-----	-----	---------	-----	--------

DIN



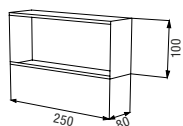
Through-wall mailbox, diagonal door hinged on the right	pc.	250	100	320	02-115
--	-----	-----	-----	-----	--------

DIN

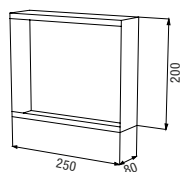


Through-wall mailbox, diagonal box can also be used as an installation box, door hinged on the right	pc.	250	200	320	02-128
--	-----	-----	-----	-----	--------

DIN



Installation box box can also be used as an info or dummy box, door hinged on the right	pc.	250	100	80	02-125
---	-----	-----	-----	----	--------




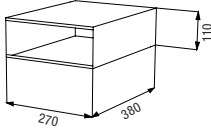

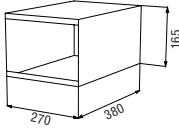

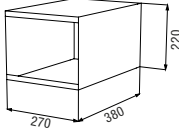

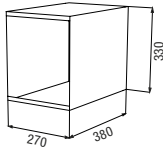

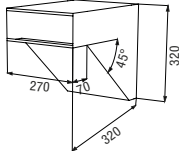

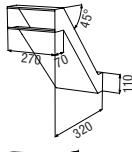

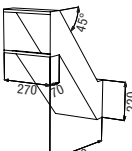
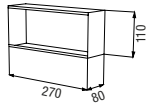
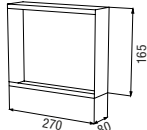
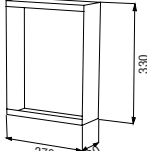
Installation box, unfitted box can also be used as an info or dummy box, door hinged on the right	pc.	250	200	80	02-129
---	-----	-----	-----	----	--------

Assembly surcharge depending on the box	pc.				20-100
---	-----	--	--	--	--------

# Through-wall mailbox for the door side - 02 JU

Box width: 270 mm  
Mail slot: 250 mm (DINC4)

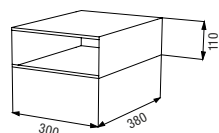
Model 02-700

Item		Unit	Dimensions in mm W · H · D			Order number	
<b>Through-wall mailbox, horizontal</b> box can also be used as an installation or dummy box, removal door with cylinder lock, 2 keys and name plate, door hinged on the right		pc.	270	110	380	02-741	
<b>Through-wall mailbox, horizontal</b> box can also be used as an installation or dummy box, removal door with cylinder lock, 2 keys and name plate, door hinged on the right		pc.	270	165	380	02-744	
<b>Through-wall mailbox, horizontal</b> box can also be used as an installation or dummy box, removal door with cylinder lock, 2 keys and name plate, door hinged on the right		pc.	270	220	380	02-742	
<b>Through-wall mailbox, horizontal</b> box can also be used as an installation or dummy box, removal door with cylinder lock, 2 keys and name plate, door hinged on the right		pc.	270	330	380	02-743	
<b>Through-wall mailbox, diagonal</b> straight upper side, removal door 310 mm portrait, box can also be used as an installation box, door hinged on the right		pc.	270	110/320	320	02-746	
<b>Through-wall mailbox, diagonal</b> door hinged on the right		pc.	270	110	320	02-747	
<b>Through-wall mailbox, diagonal</b> box can also be used as an installation box, door hinged on the right		pc.	270	220	320	02-748	
<b>Installation box, unfitted</b> box can also be used as an info or dummy box, door hinged on the right		pc.	270	110	80	02-751	
<b>Installation box, unfitted</b> box can also be used as an info or dummy box, door hinged on the right		pc.	270	165	80	02-754	
<b>Installation box, unfitted</b> box can also be used as an info or dummy box, door hinged on the right		pc.	270	220	80	02-752	
<b>Installation box, unfitted</b> box can also be used as an info or dummy box, door hinged on the right		pc.	270	330	80	02-753	

# JU 02 - Through-wall mailbox for the door side

Model 02-800

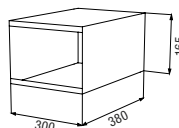
Box width: 300 mm  
Mail slot: 280 mm (C4)



**Through-wall mailbox, horizontal**  
box can also be used as an installation or dummy box,  
removal door with cylinder lock,  
2 keys and name plate,  
door hinged on the right



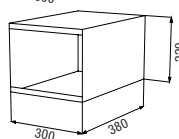
Unit	Dimensions in mm W · H · D			Order number
pc.	300	110	380	02-841



**Through-wall mailbox, horizontal**  
box can also be used as an installation or dummy box,  
removal door with cylinder lock,  
2 keys and name plate,  
door hinged on the right



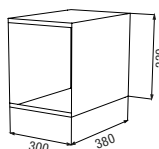
pc.	300	165	380	02-844
-----	-----	-----	-----	--------



**Through-wall mailbox, horizontal**  
box can also be used as an installation or dummy box,  
removal door with cylinder lock,  
2 keys and name plate,  
door hinged on the right



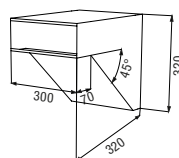
pc.	300	220	380	02-842
-----	-----	-----	-----	--------



**Through-wall mailbox, horizontal**  
box can also be used as an installation or dummy box,  
removal door with cylinder lock,  
2 keys and name plate,  
door hinged on the right



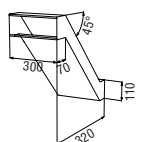
pc.	300	330	380	02-843
-----	-----	-----	-----	--------



**Through-wall mailbox, diagonal**  
straight upper side,  
removal door 310 mm portrait,  
box can also be used as an installation box,  
door hinged on the right



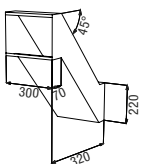
pc.	300	110/320	320	02-846
-----	-----	---------	-----	--------



**Through-wall mailbox, diagonal**  
door hinged on the right



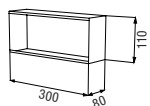
pc.	300	110	320	02-847
-----	-----	-----	-----	--------



**Through-wall mailbox, diagonal**  
box can also be used as an installation box,  
door hinged on the right

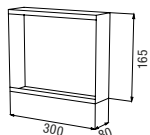


pc.	300	220	320	02-848
-----	-----	-----	-----	--------



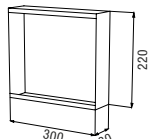
**Installation box, unfitted**  
box can also be used as an info or dummy box,  
door hinged on the right

pc.	300	110	80	02-851
-----	-----	-----	----	--------



**Installation box, unfitted**  
box can also be used as an info or dummy box,  
door hinged on the right

pc.	300	165	80	02-854
-----	-----	-----	----	--------



**Installation box, unfitted**  
box can also be used as an info or dummy box,  
door hinged on the right

pc.	300	220	80	02-852
-----	-----	-----	----	--------



**Installation box, unfitted**  
box can also be used as an info or dummy box,  
door hinged on the right

pc.	300	330	80	02-853
-----	-----	-----	----	--------



# Through-wall mailbox for the door side- 02



Box width: 375 mm  
Mail slot: 355 mm (DINC4 landscape)

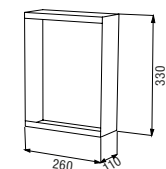
Model 02-900

Item		Unit	Dimensions in mm W · H · D			Order number	
<b>Through-wall mailbox, horizontal</b> box can also be used as an installation or dummy box, removal door with cylinder lock, 2 keys and name plate, door hinged on the right	DIN	pc.	375	110	280	02-941	
<b>Through-wall mailbox, horizontal</b> box can also be used as an installation or dummy box, removal door with cylinder lock, 2 keys and name plate, door hinged on the right	DIN	pc.	375	165	280	02-944	
<b>Through-wall mailbox, horizontal</b> box can also be used as an installation or dummy box, removal door with cylinder lock, 2 keys and name plate, door hinged on the right	DIN	pc.	375	220	280	02-942	
<b>Through-wall mailbox, horizontal</b> box can also be used as an installation or dummy box, removal door with cylinder lock, 2 keys and name plate, door hinged on the right	DIN	pc.	375	330	280	02-943	
<b>Through-wall mailbox, diagonal</b> straight upper side, removal door 310 mm portrait, box can also be used as an installation box, door hinged on the right	DIN	pc.	375	110/320	320	02-946	
<b>Through-wall mailbox, diagonal</b> door hinged on the right	DIN	pc.	375	110	320	02-947	
<b>Through-wall mailbox, diagonal</b> box can also be used as an installation box, door hinged on the right	DIN	pc.	375	220	320	02-948	
<b>Installation box, unfitted</b> box can also be used as an info or dummy box, door hinged on the right		pc.	375	110	80	02-951	
<b>Installation box, unfitted</b> box can also be used as an info or dummy box, door hinged on the right		pc.	375	165	80	02-954	
<b>Installation box, unfitted</b> box can also be used as an info or dummy box, door hinged on the right		pc.	375	220	80	02-952	
<b>Installation box, unfitted</b> box can also be used as an info or dummy box, door hinged on the right		pc.	375	330	80	02-953	

## JU 02 - Through-wall mailbox for the door side

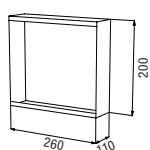
### Model 02-250

Box width: 260 mm  
Mail slot: 240 mm (DIN C4)

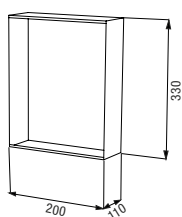


Item	Unit	Dimensions in mm W · H · D			Order number
<b>Mailbox, vertical</b> removal door with cylinder lock, 2 keys and name plate, door hinged on the right	pc.	260	330	110	02-251

<b>Installation box, unfitted</b> box can also be used as an info or dummy box	pc.	260	330	110	02-255
---	-----	-----	-----	-----	--------



<b>Installation box, unfitted</b> box can also be used as an info or dummy box	pc.	260	200	110	02-256
---	-----	-----	-----	-----	--------

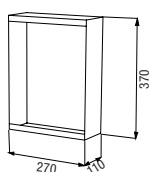


<b>Installation box, unfitted</b> box can also be used as an info or dummy box	pc.	200	330	110	02-257
---	-----	-----	-----	-----	--------

<b>Assembly surcharge depending on the box</b>	pc.				20-100
--	-----	--	--	--	--------

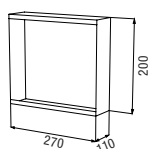
### Model 02-330

Box width: 270 mm  
Mail slot: 250 mm (DIN C4)

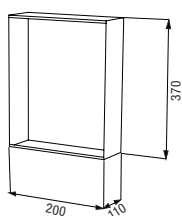


Item	Unit	Dimensions in mm W · H · D			Order number
<b>Mailbox, vertical</b> removal door with cylinder lock, 2 keys and name plate, door hinged on the right	pc.	270	370	110	02-331

<b>Installation box, unfitted</b> box can also be used as an info or dummy box	pc.	270	370	110	02-335
---	-----	-----	-----	-----	--------



<b>Installation box, unfitted</b> box can also be used as an info or dummy box	pc.	270	200	110	02-336
---	-----	-----	-----	-----	--------



<b>Installation box, unfitted</b> box can also be used as an info or dummy box	pc.	200	370	110	02-337
---	-----	-----	-----	-----	--------

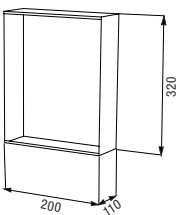
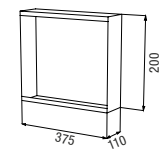
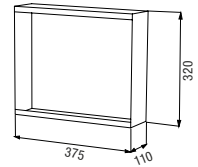
# Through-wall mailbox for the door side - 02



Box width: 375 mm  
Mail slot: 355 mm (DIN C4 landscape)

Model 02-350

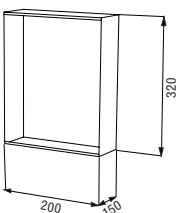
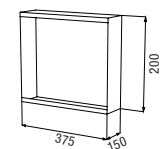
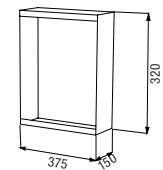
Item	Unit	Dimensions in mm W · H · D			Order number
<b>Mailbox, vertical</b> removal door with cylinder lock, 2 keys and name plate, door hinged on the right	pc.	375	320	110	02-351
<b>Installation box, unfitted</b> box can also be used as an info or dummy box	pc.	375	320	110	02-355
<b>Installation box, unfitted</b> box can also be used as an info or dummy box	pc.	375	200	110	02-356
<b>Installation box, unfitted</b> box can also be used as an info or dummy box	pc.	200	320	110	02-357
Assembly surcharge depending on the box	pc.				20-100



Box width: 375 mm  
Mail slot: 355 mm (DIN C4 landscape)

Model 02-360

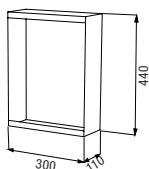
Item	Unit	Dimensions in mm W · H · D			Order number
<b>Mailbox, vertical</b> removal door with cylinder lock, 2 keys and name plate, door hinged on the right	pc.	375	320	150	02-361
<b>Installation box, unfitted</b> box can also be used as an info or dummy box	pc.	375	320	150	02-365
<b>Installation box, unfitted</b> box can also be used as an info or dummy box	pc.	375	200	150	02-366
<b>Installation box, unfitted</b> box can also be used as an info or dummy box	pc.	200	320	150	02-367



## JU 02 - Through-wall mailbox for the door side

### Model 02-390

Box width: 300 mm  
Mail slot: 280 mm (DIN C4)



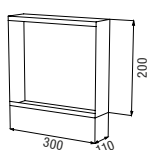
**Mailbox, vertical**  
removal door with cylinder lock,  
2 keys and name plate,  
door hinged on the right



Item	Unit	Dimensions in mm W · H · D			Order number
Mailbox, vertical	pc.	300	440	110	02-391

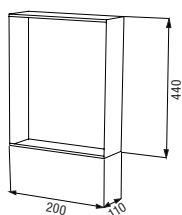
**Installation box, unfitted**  
box can also be used as an info or dummy box

Installation box, unfitted	pc.	300	440	110	02-395
----------------------------	-----	-----	-----	-----	--------



**Installation box, unfitted**  
box can also be used as an info or dummy box

Installation box, unfitted	pc.	300	200	110	02-396
----------------------------	-----	-----	-----	-----	--------



**Installation box, unfitted**  
box can also be used as an info or dummy box

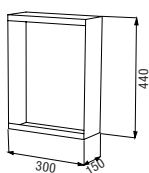
Installation box, unfitted	pc.	200	440	110	02-397
----------------------------	-----	-----	-----	-----	--------

Assembly surcharge depending on the box

Assembly surcharge depending on the box	pc.				20-100
---	-----	--	--	--	--------

### Model 02-400

Box width: 300 mm  
Mail slot: 280 mm (DIN C4)



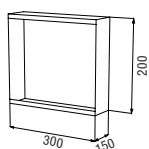
**Mailbox, vertical**  
removal door with cylinder lock,  
2 keys and name plate,  
door hinged on the right



Item	Unit	Dimensions in mm W · H · D			Order number
Mailbox, vertical	pc.	300	440	150	02-401

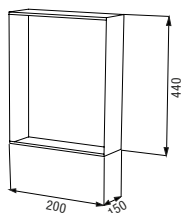
**Installation box, unfitted**  
box can also be used as an info or dummy box

Installation box, unfitted	pc.	300	440	150	02-405
----------------------------	-----	-----	-----	-----	--------



**Installation box, unfitted**  
box can also be used as an info or dummy box

Installation box, unfitted	pc.	300	200	150	02-406
----------------------------	-----	-----	-----	-----	--------



**Installation box, unfitted**  
box can also be used as an info or dummy box

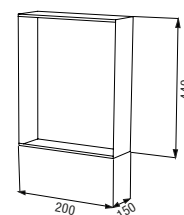
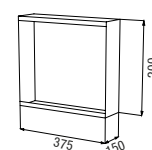
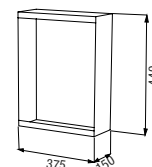
Installation box, unfitted	pc.	200	440	150	02-407
----------------------------	-----	-----	-----	-----	--------

# Through-wall mailbox for the door side - 02

Box width: 375 mm  
Mail slot: 355 mm (DIN C4 landscape)

Model 02-430

Item	Unit	Dimensions in mm W · H · D			Order number
<b>Mailbox, vertical</b> removal door with cylinder lock, 2 keys and name plate, door hinged on the right	pc.	375	440	150	02-431
<b>Installation box, unfitted</b> box can also be used as an info or dummy box	pc.	375	440	150	02-435
<b>Installation box, unfitted</b> box can also be used as an info or dummy box	pc.	375	200	150	02-436
<b>Installation box, unfitted</b> box can also be used as an info or dummy box	pc.	200	440	150	02-437
Assembly surcharge depending on the box	pc.				20-100



## JU 02 - Through-wall mailbox for the door side

### Front plates for door side systems with different insulation

In the case of door side systems, the insulation thickness of the corresponding front panel can be selected in accordance with the structural requirements.


### The different front plate types

There are two different versions, which are available in stainless steel or aluminum:

Simple front plate without thermal insulation 02-557

Thermally separated front plate 02-559

The box is located on a separate rear plate which is thermally separated on the insulation layer. This solution represents the best possible thermal insulation that can be achieved.



02-557

02-559

If desired, the front plate thickness can also be matched to the existing fender profile within certain limits. The standard thickness is 24 mm, alternatively also 28/32/36/40/44 mm. All standard systems are RC2 certified!



Business class door side system model 02-841  
stainless steel front plate  
mail slot flap with Soft-Close-System insulated mail slot flap

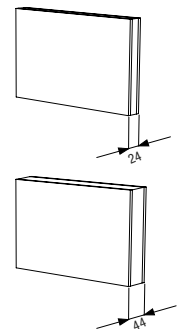
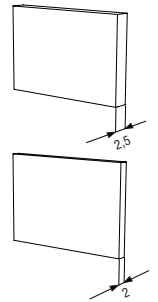
# Through-wall mailbox for the door side - 02



Front plate

Model 02

Item	Unit	Dimensions in mm W · H · D		Order number
<b>Aluminium front plate</b> 2.5 mm thick, without mail slot flap and accessories	m <sup>2</sup>	2,5		02-557
<b>Stainless steel front plate</b> 2 mm thick, without mail slot flap and accessories	m <sup>2</sup>	2		02-557E
<b>Glass strip</b> with thermal separation, to be used for model 02-100 On request!	cm	48	28,5	22-241
<b>Aluminium front plate</b> 24 mm thick, with thermal separation, without mail slot flap and accessories	m <sup>2</sup>	24		02-559/24
<b>Aluminium front plate</b> 28 mm thick, with thermal separation, without mail slot flap and accessories	m <sup>2</sup>	28		02-559/28
<b>Aluminium front plate</b> 32 mm thick, with thermal separation, without mail slot flap and accessories	m <sup>2</sup>	32		02-559/32
<b>Aluminium front plate</b> 36 mm thick, with thermal separation, without mail slot flap and accessories	m <sup>2</sup>	36		02-559/36
<b>Aluminium front plate</b> 40 mm thick, with thermal separation, without mail slot flap and accessories	m <sup>2</sup>	40		02-559/40
<b>Aluminium front plate</b> 44 mm thick, with thermal separation, without mail slot flap and accessories	m <sup>2</sup>	44		02-559/44
<b>Stainless steel front plate</b> 24 mm thick, with thermal separation, without mail slot flap and accessories	m <sup>2</sup>	24		02-559E/24
<b>Stainless steel front plate</b> 28 mm thick, with thermal separation, without mail slot flap and accessories	m <sup>2</sup>	28		02-559E/28
<b>Stainless steel front plate</b> 32 mm thick, with thermal separation, without mail slot flap and accessories	m <sup>2</sup>	32		02-559E/32
<b>Stainless steel front plate</b> 36 mm thick, with thermal separation, without mail slot flap and accessories	m <sup>2</sup>	36		02-559E/36
<b>Stainless steel front plate</b> 40 mm thick, with thermal separation, without mail slot flap and accessories	m <sup>2</sup>	40		02-559E/40
<b>Stainless steel front plate</b> 44 mm thick, with thermal separation, without mail slot flap and accessories	m <sup>2</sup>	44		02-559E/44

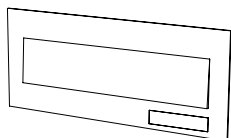




## JU 02 - Through-wall mailbox for the door side

### Model 02

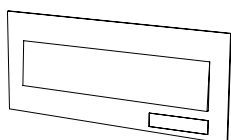
Mail slot flaps  
Flush-mounted mail slot flaps for a minimum compartment height of 165 mm  
Starting from 30 mm front thickness in according to DIN EN 13724



Item	Unit	Dimensions in mm W · H		Order number
<b>Aluminium mail slot flap</b> cushioned and insulated, name plate and anti-pilfer baffle, compatible with model 02-800 and 02-401	pc.	250	35	02-850
<b>Stainless steel mail slot flap</b> cushioned and insulated, name plate and anti-pilfer baffle, compatible with model 02-800 and 02-401	pc.	250	35	02-850E
<b>Aluminium mail slot flap</b> cushioned and insulated, name plate and anti-pilfer baffle, compatible with model 02-900, 02-351, 02-361 and 02-431	pc.	325	35	02-950
<b>Stainless steel mail slot flap</b> cushioned and insulated, name plate and anti-pilfer baffle, compatible with model 02-900, 02-351, 02-361 and 02-431	pc.	325	35	02-950E

### Model 02

Mail slot flaps  
Mail slot: 35 mm (according to DIN EN 13724)



Item	Unit	Dimensions in mm W · H		Order number
<b>Aluminium mail slot flap</b> name plate and anti-pilfer baffle, compatible with model 02-100	pc.	230	35	02-720
<b>Stainless steel mail slot flap</b> name plate and anti-pilfer baffle, compatible with model 02-100	pc.	230	35	02-720E
<b>Aluminium mail slot flap</b> name plate and anti-pilfer baffle, compatible with model 02-700 and 02-331	pc.	250	35	02-721
<b>Stainless steel mail slot flap</b> name plate and anti-pilfer baffle, compatible with model 02-700 and 02-331	pc.	250	35	02-721E
<b>Aluminium mail slot flap</b> name plate and anti-pilfer baffle, compatible with model 02-800, 02-391 and 02-401	pc.	280	35	02-821
<b>Stainless steel mail slot flap</b> name plate and anti-pilfer baffle, compatible with model 02-800, 02-391 and 02-401	pc.	280	35	02-821E
<b>Aluminium mail slot flap</b> name plate and anti-pilfer baffle, compatible with model 02-900, 02-361 and 02-431	pc.	355	35	02-921
<b>Stainless steel mail slot flap</b> name plate and anti-pilfer baffle, compatible with model 02-900, 02-361 and 02-431	pc.	355	35	02-921E

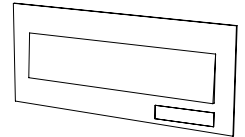
# Through-wall mailbox for the door side - 02

## Mail slot flaps

Mail slot: 35 mm (according to DIN EN 13724)

Model 02

Item	Unit	Dimensions in mm W · H		Order number
<b>Aluminium mail slot flap</b> name plate and anti-pilfer baffle, compatible with model 02-251	pc.	240	35	02-252
<b>Stainless steel mail slot flap</b> name plate and anti-pilfer baffle, compatible with model 02-251	pc.	240	35	02-252E
<b>Additional charge:</b>				
<b>SCS cushioned mail slot flap</b> 35 mm mail slot height	pc.		35	02-SCS

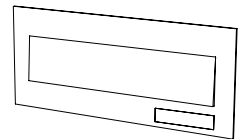


## Mail slot flaps

Mail slot: 50 mm (not according to DIN EN 13724)


Model 02

Item	Unit	Dimensions in mm W · H		Order number
<b>Aluminium mail slot flap</b> name plate and anti-pilfer baffle, compatible with model 02-700 and 02-331	pc.	250	50	02-724
<b>Stainless steel mail slot flap</b> name plate and anti-pilfer baffle, compatible with model 02-700 and 02-331	pc.	250	50	02-724E
<b>Aluminium mail slot flap</b> name plate and anti-pilfer baffle, compatible with model 02-800, 02-391 and 02-401	pc.	280	50	02-824
<b>Stainless steel mail slot flap</b> name plate and anti-pilfer baffle, compatible with model 02-800, 02-391 and 02-401	pc.	280	50	02-824E
<b>Aluminium mail slot flap</b> name plate and anti-pilfer baffle, compatible with model 02-900, 02-361 and 02-431	pc.	355	50	02-924
<b>Stainless steel mail slot flap</b> name plate and anti-pilfer baffle, compatible with model 02-900, 02-361 and 02-431	pc.	355	50	02-924E



## Cushioned mailbox flap with JU SCS® Soft-Close-System

A reliable solution against annoying rattling noises! The dampened mailbox flap SCS® Soft-Close-System is available on request for door side systems (model series 02)



## JU 02 - Through-wall mailbox for the door side

### Standard installation

#### Economy Class



III. 34/1

#### Business Class



III. 34/2

#### First Class



III. 34/3

## Partial installation with central frame

### Economy Class



III. 35/1

### Business Class



III. 35/2

### First Class



III. 35/3



III. 36/1

Classic 20 mm  
22-251



III. 36/2

Classic 40 mm  
22-261



III. 36/3

Libra 20 mm  
22-271



III. 36/4

Libra 40 mm  
22-281



III. 36/5

Round edge panelling  
22-245



III. 36/6

Hull panelling  
Nova 20 mm  
22-315



III. 36/7

Hull panelling  
Nova 40 mm  
22-335

For semi-recessed wall assembly, the minimum panel depth is 80 mm.



III. 37/8

Business Class door side system model 02-841  
front plate thermally separated  
mail slot flap  
2. name plate yes/no junk mail 21-134/21-146  
I/D compartment with intercom grid 21-174  
doorbell button 21-216FW  
name plate 21-134  
house number engraving is finished in white



III. 37/9

Business class door side systems model partial installation 02-941  
front plate  
mail slot flap  
tray facing Nova 20 depth produced to customer specifications  
I/D compartment with intercom grid 21-174  
doorbell button 21-217E  
name plate 21-134  
house number engraving is finished in white

## JU 02 - Through-wall mailbox for the door side



III. 38/1  
Economy Class door side systems model 02-747 diagonal  
front plate  
mail slot flap  
I/D compartment with intercom grid 21-161  
name plate doorbell button 21-113  
light button 21-100





III. 39/1

Mailbox system removal side  
mailbox 02-747  
I/D compartments 02-751



Stainless steel single mailboxes with newspaper box 03-220EZRU






### Jumbo mailbox/Single mailbox

This brochure features both cost-effective, suitable mailboxes as well as high-quality representative models, especially for a family home with a wide range of assembly possibilities. All single mailboxes of our company

are manufactured without compromising on quality. Only high-quality materials are used, ensuring a long service life and reliable functioning over many years.

Box made of galvanized steel sheet and RAL 8022 black brown, RAL 7016 anthracite gray, RAL 9016 traffic white, RAL 9007 grey aluminium or DB 703 coated. Flap made of anodised or coated aluminium. Mail slot front, removal at the rear. Doors with cylinder lock, two keys and name plate.

Model 03

Item	Dimensions in mm W · H · D			Order number		
<b>Box</b> rear slot 242 x 45 mm RAL 7016 anthracite grey RAL 9007 grey aluminium RAL 9016 traffic white	260	330	110	02-182		
<b>Mail slot flap with spring</b> made of anodised/coated aluminium, with plastic frame, mail slot = door recess, 240 x 35 mm (DIN C4)	270	78		02-183		
<b>Box</b> rear slot 252 x 45 mm RAL 7016 anthracite grey RAL 9007 grey aluminium RAL 9016 traffic white	270	370	110	02-184		
<b>Mail slot flap with spring</b> made of anodised/coated aluminium, with plastic frame, mail slot = door recess, 240 x 35 mm (DIN C4)	270	78		02-183		
<b>Box</b> rear slot 352 x 45 mm RAL 7016 anthracite grey RAL 9007 grey aluminium RAL 9016 traffic white		375	320	110	02-186	
<b>Mail slot flap with spring</b> made of anodised/coated aluminium, with plastic frame, mail slot = door recess, 335 x 35 mm (DIN C4)		365	78		02-187	
<b>Mail slot flap</b> with mail slot sleeve extendable from 40 - 75 mm, mail slot 230 x 35 mm (DIN C4), door recess 252 x 45 mm		270	80	02-189		
Please specify the desired colour when ordering!						

## JU 03 - Individual mailbox

### Model 03

Box made of galvanized steel sheet and RAL 8022 black brown, RAL 7016 anthracite gray, RAL 9016 traffic white, RAL 9007 grey aluminium or DB 703 coated. Mail slot on the top removal on the front side. Doors with cylinder lock, two keys and name plate. Box 03-220E, 03-440E and newspaper box 03-330E made entirely of non-rusting stainless steel.



Item			Dimensions in mm			Order number
			W	H	D	
Box	DIN		270	370	110	03-116
mail slot 230 x 35 mm (DIN C4), housings, door and cover coated						



Box	DIN		375	320	110	03-220
mail slot 325 x 35 mm (DIN C4 landscape), housings, door and cover coated						



Box	DIN		375	320	110	03-220E
mail slot 325 x 35 mm (DIN C4 landscape), housings, door cover made of stainless steel V2A						








Newspaper box			375	150	110	03-330
compatible with box 03-220, galvanized steel and coated						
compatible with box 03-220, made entirely of stainless steel V2A						03-330E



Boxes with integrated newspaper box	DIN		375	320	110	03-440E
mail slot 325 x 35 mm (DIN C4 landscape), housings, door and cover made of stainless steel V2A						

Individual mailbox in an extremely solid, weatherproof processing  
Made entirely of stainless steel - V2A Duplo brushed  
Doors with cylinder lock, 2 keys and name plate

Model 03

Item		Dimensions in mm W · H · D			Order number
<b>Jumbo mailbox</b> of non-rusting stainless steel V2A, suitable for wall assembly, mail slot 396 x 38 mm, for large mailing volumes, edged polygonal roof with mailbox slot flap cushion to prevent rattling noises coated in accordance with RAL		400	470	158	03-051E
					03-051
<b>Jumbo mailbox</b> of non-rusting stainless steel V2A, for wall mounting, mail slot 325 x 35 mm (DIN C4 landscape), mail slot on the top, removal on the front, recommended for large mailing volumes and parcels		375	440	150	03-220EGRO
<b>Mailbox</b> of non-rusting stainless steel V2A, with semicircular newspaper box, for wall-mounting and stand installation, mail slot 325 x 35 mm (DIN C4 landscape), mail slot on the top, removal on the front		375	320	110	03-220EZRU
<b>Mailbox</b> of non-rusting stainless steel V2A, with a square paper box, open at both ends, for wall-mounting and stand installation, mail slot 325 x 35 mm (DIN C4 landscape), mail slot on the top, removal on the front		375	320	110	03-440EZK
<b>Boxes with integrated newspaper box</b> mail slot 325 x 35 mm (DIN C4 landscape), made of stainless steel V2A doors, mail slot flap and newspaper box in honeycomb design		375	320	110	03-440EWO



## JU 03 - Fence-mounted mailbox



III. 44/1

First Class fence system model 03-801 with a newspaper box  
I/D compartment with intercom grid 21-174  
doorbell button 21-216RW  
name plate 21-134  
"Lighting symbol" insert 21-147  
doorbell button 21-216FW  
name plate 21-134  
house number engraving flush with milky acrylic glass and illuminated with LED  
module preparation for module to be supplied by the customer (camera)  
Nova 40 panelling 22-320

Typically, fence systems are fitted with two assembly holes (diameter: 9 mm).  
For installation boxes with a pass-through borehole for cables (diameter: 24 mm). Cable lengths should be determined by the customer (as a rule by the fence manufacturer). Other mounting options on request.

**Economy Class**  
with Sky panelling



III. 45/1

**Economy Class**  
with Classic panelling



III. 45/2

**Business Class**  
with Compact panelling



III. 45/3

**First Class**  
with Nova panelling  
roof overhang on the front and rear: 20 mm

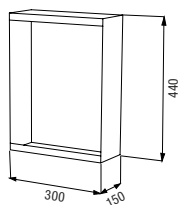


III. 45/4

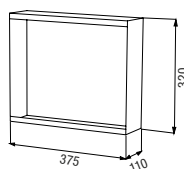


# JU 03 - Fence-mounted mailbox

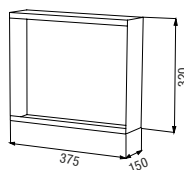
## Model 03



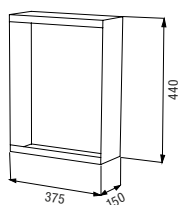
Item	Unit	Dimensions in mm W · H · D			Order number
Box (as shown in the figure)	pc.	300	440	150	03-501
Installation box (without figure)	pc.	300	440	150	03-505
Installation box (without figure)	pc.	300	165	150	03-506
Installation box (without figure)	pc.	200	440	150	03-507



Box (as shown in the figure)	pc.	375	320	110	03-601
Installation box (without figure)	pc.	375	320	110	03-605
Installation box (without figure)	pc.	375	165	110	03-606
Installation box (without figure)	pc.	200	320	110	03-607



Box (as shown in the figure)	pc.	375	320	150	03-701
Installation box (without figure)	pc.	375	320	150	03-705
Installation box (without figure)	pc.	375	165	150	03-706
Installation box (without figure)	pc.	200	320	150	03-707



Box (as shown in the figure)	pc.	375	440	150	03-801
Installation box (without figure)	pc.	375	440	150	03-805
Installation box (without figure)	pc.	375	165	150	03-806
Installation box (without figure)	pc.	200	440	150	03-807

Box	DIN	pc.	380	325	115/137	03-601Z
replacement for 03-326		pc.	380	325	115/137	03-601EZ
replacement for 03-326 stainless steel		pc.	380	325	155/177	03-701Z
		pc.	380	325	155/177	03-701EZ



III. 47/1

First Class fence system model 03-801

2. name plate with insert yes/no junk mail 21-134/21-146

I/D compartment with intercom grid 21-174

doorbell button 21-216RW

name plate 21-134

lighting symbol insert 21-147

doorbell button 21-216FW

name plate 21-134

House number engraving flush with milky acrylic glass and illuminated with LED

Nova panel with 70 mm roof overhang with integrated LED lighting 21-697



Business Class surface-mounted mailbox system model 04-740  
engraved box with Nova panel with 70 mm roof overhang  
With integrated LED lighting 21-697

Vertical mailboxes are particularly suitable where the structural conditions require the smallest possible depths of the mailboxes or mailbox systems, whether in the flush-mounted, surface-mounted or free-standing installation variants. A wide range of coverings can be used to meet the most varied requirements for optics or materials. For commercial real estate or for higher mail volumes, we recommend our standard solution model 04-700 with a depth of 150 mm with an appropriate panelling profile.



III. 49/1

Business Class free-standing system model 04-640  
with round profile panelling 22-243N  
continuous as a frame with base plates  
I/D box with intercom grid 21-176  
doorbell button 21-217E  
name plate 21-134

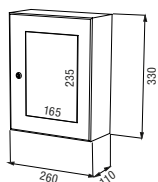
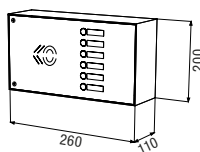
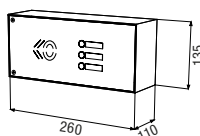
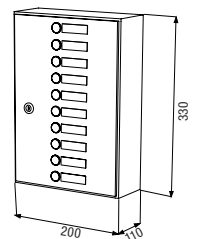
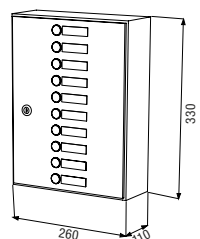
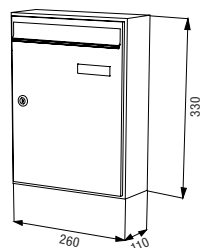


III. 49/2

Economy Class free-standing mailbox system model 04-640  
with Sky panelling 22-243N  
rectangular tube stands 20-315 with base plates  
I/D box with intercom grid 21-161  
name plate doorbell button 21-113

## Model 04-300

Box: 260 x 330 x 110 mm  
 Mail slot: 220 x 35 mm (DINA4) with mail slot flap, 220 x 30 mm (DINA4) without mail slot flap  
 Accessories: starting from page 158

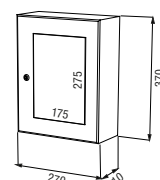
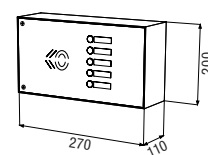
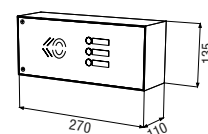
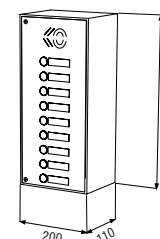
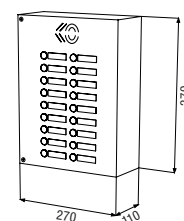
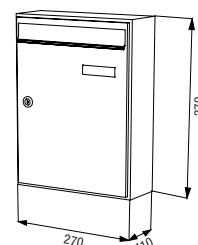


Item	Unit	Dimensions in mm W · H · D			Order number
<b>Box</b> housings and doors powder-coated, mail slot flap made of aluminium	pc.	260	330	110	04-340
<b>Box</b> housings and doors powder-coated, without mail slot flap	pc.	260	330	110	04-341
<b>Box</b> door and flap made of anodised aluminium	pc.	260	330	110	04-342
door and flap made of stainless steel	pc.				04-340E
<b>Box</b> made of stainless steel	pc.	260	330	110	04-340ER
<b>Installation box</b> (without accessories) made of galvanized steel sheet	pc.	260	330	110	04-346
door made of anodised aluminium	pc.				04-356
door made of stainless steel	pc.				04-346E
<b>Installation box</b> (without accessories) made of galvanized steel sheet	pc.	200	330	110	04-347
door made of anodised aluminium	pc.				04-357
door made of stainless steel	pc.				04-347E
<b>Installation box</b> (without accessories) made of galvanized steel sheet	pc.	260	135	110	04-349
door made of anodised aluminium	pc.				04-359
door made of stainless steel	pc.				04-349E
<b>Installation box</b> (without accessories) made of galvanized steel sheet powder-coated	pc.	260	200	110	04-348
door made of anodised aluminium	pc.				04-358
door made of stainless steel	pc.				04-348E
<b>Message box</b> made of galvanized steel sheet	pc.	260	330	110	04-350
display surface		165	235		
door made of anodised aluminium	pc.				04-351
door made of stainless steel	pc.				04-350E
<b>Newspaper</b> housing and tilting door made of galvanized steel sheet, powder-coated, turn lock and foil labelling "Newspapers", stainless steel tilt door, with turn lock and foil labelling "Newspapers", stainless steel tilt door, with turn lock and laser engraving "Newspapers"	pc.	260	200	110	04-348Z
					04-348EZ
					04-349EZ
<b>Assembly surcharge depending on the box</b>	pc.				20-100

Box: 270x370x110 mm  
 Mail slot: 230x35 mm (DIN C4) with mail slot flap, 230x30 mm (DIN C4) without mail slot flap  
 Accessories: starting from page 158

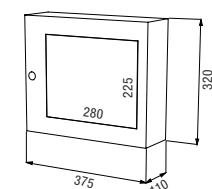
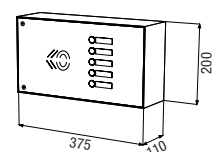
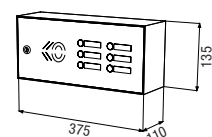
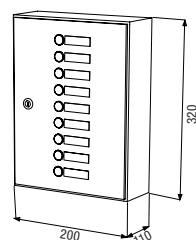
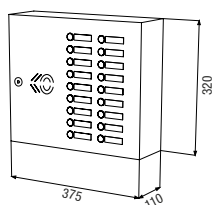
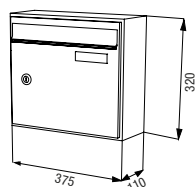
Model 04-400

Item	Unit	Dimensions in mm W · H · D			Order number
<b>Box</b> housings and doors powder-coated, mail slot flap made of aluminium	pc.	270	370	110	04-440
<b>Box</b> housings and doors powder-coated, without mail slot flap	pc.	270	370	110	04-441
<b>Box</b> door and flap made of anodised aluminium	pc.	270	370	110	04-442
<b>Box</b> door and flap made of stainless steel	pc.				04-440E
<b>Box</b> made of stainless steel	pc.	270	370	110	04-440ER
<b>Installation box</b> (without accessories) made of galvanized steel sheet	pc.	270	370	110	04-446
door made of anodised aluminium	pc.				04-456
door made of stainless steel	pc.				04-446E
<b>Installation box</b> (without accessories) made of galvanized steel sheet	pc.	200	370	110	04-447
door made of anodised aluminium	pc.				04-457
door made of stainless steel	pc.				04-447E
<b>Installation box</b> (without accessories) made of galvanized steel sheet	pc.	270	135	110	04-449
door made of anodised aluminium	pc.				04-459
door made of stainless steel	pc.				04-449E
<b>Installation box</b> (without accessories) made of galvanized steel sheet	pc.	270	200	110	04-448
door made of anodised aluminium	pc.				04-458
door made of stainless steel	pc.				04-448E
<b>Message box</b> made of galvanized steel sheet	pc.	270	370	110	04-450
display surface		175	275		
door made of anodised aluminium	pc.				04-451
door made of stainless steel	pc.				04-450E
<b>Newspaper</b> housing and tilting door made of galvanized steel sheet, powder-coated, turn lock and foil labelling "Newspapers", stainless steel tilt door, with turn lock and foil labelling "Newspapers", stainless steel tilt door, with turn lock and laser engraving "Newspapers"	pc.	270	200	110	04-448Z
					04-448EZ
					04-449EZ
<b>Assembly surcharge depending on the box</b>	pc.				20-100



## Model 04-600

Box: 375 x 320 x 110 mm  
 Mail slot: 325 x 35 mm (DIN C4 landscape) with mail slot flap, 325 x 30 mm (DIN C4 landscape) without mail slot flap  
 Accessories: starting from page 158



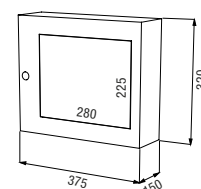
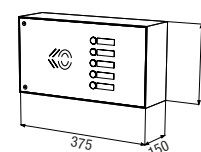
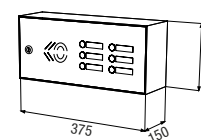
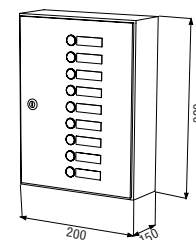
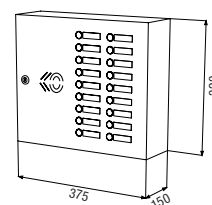
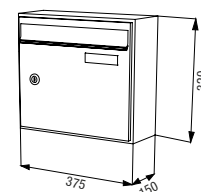
Item	Unit	Dimensions in mm W · H · D			Order number
<b>Box</b> housings and doors powder-coated, mail slot flap made of aluminium	pc.	375	320	110	04-640
<b>Box</b> housings and doors powder-coated, without mail slot flap	pc.	375	320	110	04-641
<b>Box</b> door and flap made of anodised aluminium	pc.	375	320	110	04-642
door and flap made of stainless steel	pc.				04-640E
<b>Box</b> made of stainless steel	pc.	375	320	110	04-640ER
<b>Installation box</b> (without accessories) made of galvanized steel sheet	pc.	375	320	110	04-646
door made of anodised aluminium	pc.				04-656
door made of stainless steel	pc.				04-646E
<b>Installation box</b> (without accessories) made of galvanized steel sheet	pc.	200	320	110	04-647
door made of anodised aluminium	pc.				04-657
door made of stainless steel	pc.				04-647E
<b>Installation box</b> (without accessories) made of galvanized steel sheet	pc.	375	135	110	04-649
door made of anodised aluminium	pc.				04-659
door made of stainless steel	pc.				04-649E
<b>Installation box</b> (without accessories) made of galvanized steel sheet	pc.	375	200	110	04-648
door made of anodised aluminium	pc.				04-658
door made of stainless steel	pc.				04-648E
<b>Message box</b> made of galvanized steel sheet	pc.	375	320	110	04-650
display surface		280	225		
door made of anodised aluminium	pc.				04-651
door made of stainless steel	pc.				04-650E
<b>Newspaper</b> housing and tilting door made of galvanized steel sheet, powder-coated, turn lock and foil labelling "Newspapers", stainless steel tilt door, with turn lock and foil labelling "Newspapers", stainless steel tilt door, with turn lock and laser engraving "Newspapers"	pc.	375	200	110	04-648Z
					04-648EZ
					04-649EZ
<b>Assembly surcharge depending on the box</b>	pc.				20-100



Box: 375 x 320 x 150 mm  
 Mail slot: 325 x 35 mm (DIN C4 landscape) with mail slot flap, 325 x 30 mm (DIN C4 landscape) without mail slot flap  
 Accessories: starting from page 158

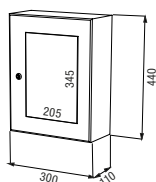
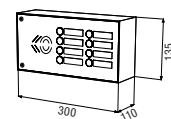
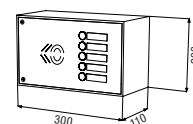
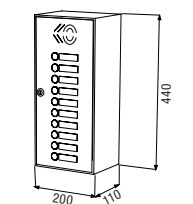
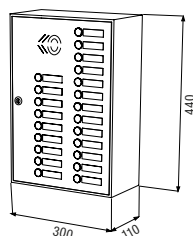
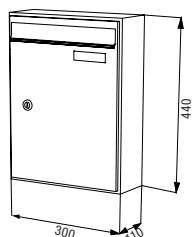
Model 04-700

Item		Unit	Dimensions in mm W · H · D			Order number
<b>Box</b> housings and doors powder-coated, mail slot flap made of aluminium		pc.	375	320	150	04-740
<b>Box</b> housings and doors powder-coated, without mail slot flap		pc.	375	320	150	04-741
<b>Box</b> door and flap made of anodised aluminium		pc.	375	320	150	04-742
door and flap made of stainless steel		pc.				04-740E
<b>Box</b> made of stainless steel		pc.	375	320	150	04-740ER
<b>Installation box</b> (without accessories) made of galvanized steel sheet		pc.	375	320	150	04-746
door made of anodised aluminium		pc.				04-756
door made of stainless steel		pc.				04-746E
<b>Installation box</b> (without accessories) made of galvanized steel sheet		pc.	200	320	150	04-747
door made of anodised aluminium		pc.				04-757
door made of stainless steel		pc.				04-747E
<b>Installation box</b> (without accessories) made of galvanized steel sheet		pc.	375	135	150	04-749
door made of anodised aluminium		pc.				04-759
door made of stainless steel		pc.				04-749E
<b>Installation box</b> (without accessories) made of galvanized steel sheet		pc.	375	200	150	04-748
door made of anodised aluminium		pc.				04-758
door made of stainless steel		pc.				04-748E
<b>Message box</b> made of galvanized steel sheet		pc.	375	320	150	04-750
display surface			280	225		
door made of anodised aluminium		pc.				04-751
door made of stainless steel		pc.				04-750E
<b>Newspaper</b> housing and tilting door made of galvanized steel sheet, powder-coated, turn lock and foil labelling "Newspapers", stainless steel tilt door, with turn lock and foil labelling "Newspapers", stainless steel tilt door, with turn lock and laser engraving "Newspapers"		pc.	375	200	150	04-748Z
						04-748EZ
						04-749EZ
<b>Assembly surcharge depending on the box</b>		pc.				20-100



## Model 04-870

Box: 300x440x110 mm  
 Mail slot: 260x35 mm (DIN C4) with mail slot flap, 260x30 mm (DIN C4) without mail slot flap  
 Accessories: starting from page 158

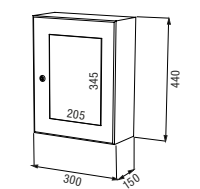
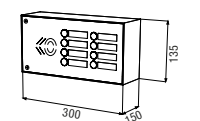
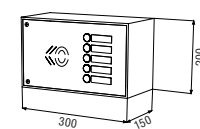
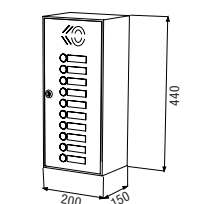

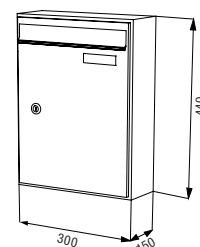


Item	Unit	Dimensions in mm W · H · D			Order number
<b>Box</b> housings and doors powder-coated, mail slot flap made of aluminium	pc.	300	440	110	04-870
<b>Box</b> housings and doors powder-coated, without mail slot flap	pc.	300	440	110	04-871
<b>Box</b> door and flap made of anodised aluminium door and flap made of stainless steel	pc. pc.	300	440	110	04-872 04-870E
<b>Box</b> made of stainless steel	pc.	300	440	110	04-870ER
<b>Installation box</b> (without accessories) made of galvanized steel sheet door made of anodised aluminium door made of stainless steel	pc. pc. pc.	300	440	110	04-876 04-886 04-876E
<b>Installation box</b> (without accessories) made of galvanized steel sheet door made of anodised aluminium door made of stainless steel	pc. pc. pc.	200	440	110	04-877 04-887 04-877E
<b>Installation box</b> (without accessories) made of galvanized steel sheet door made of anodised aluminium door made of stainless steel	pc. pc. pc.	300	200	110	04-878 04-888 04-878E
<b>Installation box</b> (without accessories) made of galvanized steel sheet door made of anodised aluminium door made of stainless steel	pc. pc. pc.	300	135	110	04-879 04-889 04-879E
<b>Message box</b> made of galvanized steel sheet display surface door made of anodised aluminium door made of stainless steel	pc. pc. pc.	300 205	440 345	110	04-880 04-881 04-880E
<b>Newspaper</b> housing and tilting door made of galvanized steel sheet, powder-coated, turn lock and foil labelling "Newspapers", stainless steel tilt door, with turn lock and foil labelling "Newspapers", stainless steel tilt door, with turn lock and laser engraving "Newspapers"	pc.	300	200	110	04-878Z 04-878EZ 04-879EZ
<b>Safety package comprises:</b> double lock, 50 mm mail slot, slide plate for slanted mail slot, mail retaining bracket					04-840S
<b>Assembly surcharge depending on the box</b>	pc				20-100

Box: 300x440x150 mm  
 Mail slot: 260x35 mm (DINC4) with mail slot flap, 260x30 mm (DINC4) without mail slot flap  
 Accessories: starting from page 158

Model 04-800

Item	Unit	Dimensions in mm W · H · D			Order number
<b>Box</b> housings and doors powder-coated, mail slot flap made of aluminium	pc.	300	440	150	04-840
<b>Box</b> housings and doors powder-coated, without mail slot flap	pc.	300	440	150	04-841
<b>Box</b> door and flap made of anodised aluminium	pc.	300	440	150	04-842
door and flap made of stainless steel	pc.				04-840E
<b>Box</b> made of stainless steel	pc.	300	440	150	04-840ER
<b>Installation box</b> (without accessories) made of galvanized steel sheet	pc.	300	440	150	04-846
door made of anodised aluminium	pc.				04-856
door made of stainless steel	pc.				04-846E
<b>Installation box</b> (without accessories) made of galvanized steel sheet	pc.	200	440	150	04-847
door made of anodised aluminium	pc.				04-857
door made of stainless steel	pc.				04-847E
<b>Installation box</b> (without accessories) made of galvanized steel sheet	pc.	300	200	150	04-848
door made of anodised aluminium	pc.				04-858
door made of stainless steel	pc.				04-848E
<b>Installation box</b> (without accessories) made of galvanized steel sheet	pc.	300	135	150	04-849
door made of anodised aluminium	pc.				04-859
door made of stainless steel	pc.				04-849E
<b>Message box</b> made of galvanized steel sheet	pc.	300	440	150	04-850
display surface		205	345		
door made of anodised aluminium	pc.				04-851
door made of stainless steel	pc.				04-850E
<b>Newspaper</b> housing and tilting door made of galvanized steel sheet, powder-coated, turn lock and foil labelling "Newspapers", stainless steel tilt door, with turn lock and foil labelling "Newspapers", stainless steel tilt door, with turn lock and laser engraving "Newspapers"	pc.	300	200	150	04-848Z
					04-848EZ
					04-849EZ
<b>Safety package comprises:</b> double lock, 50 mm mail slot, slide plate for slanted mail slot, mail retaining bracket					04-840S
<b>Assembly surcharge depending on the box</b>	pc.				20-100

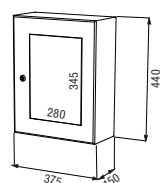
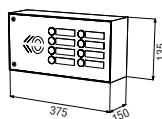
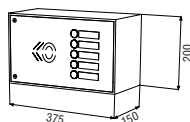

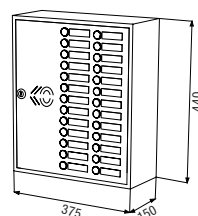
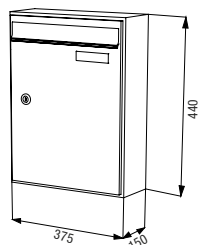


## Model 04-900

Box: 375 x 440 x 150 mm

Mail slot: 325 x 35 mm (DIN C4 landscape) with mail slot flap, 325 x 30 mm (DIN C4 landscape) without mail slot flap

Accessories: starting from page 158



Item	Unit	Dimensions in mm W · H · D			Order number
<b>Box</b> housings and doors powder-coated, mail slot flap made of aluminium	pc.	375	440	150	04-940
<b>Box</b> housings and doors powder-coated, without mail slot flap	pc.	375	440	150	04-941
<b>Box</b> door and flap made of anodised aluminium door and flap made of stainless steel	pc. pc.	375	440	150	04-942 04-940E
<b>Box</b> made of stainless steel	pc.	375	440	150	04-940ER
<b>Installation box</b> (without accessories) made of galvanized steel sheet, door made of anodised aluminium, door made of stainless steel	pc. pc. pc.	375	440	150	04-946 04-956 04-946E
<b>Installation box</b> (without accessories) made of galvanized steel sheet, door made of anodised aluminium, door made of stainless steel	pc. pc. pc.	200	440	150	04-947 04-957 04-947E
<b>Installation box</b> (without accessories) made of galvanized steel sheet, door made of anodised aluminium, door made of stainless steel	pc. pc. pc.	375	135	150	04-949 04-959 04-949E
<b>Installation box</b> (without accessories) made of galvanized steel sheet, door made of anodised aluminium, door made of stainless steel	pc. pc. pc.	375	200	150	04-948 04-958 04-948E
<b>Message box</b> made of galvanized steel sheet, display surface, door made of anodised aluminium, door made of stainless steel	pc. pc. pc.	375 280	440 345	150	04-950 04-951 04-950E
<b>Newspaper</b> housing and tilting door made of galvanized steel sheet, powder-coated, turn lock and foil labelling "Newspapers", stainless steel tilt door, with turn lock and foil labelling "Newspapers", stainless steel tilt door, with turn lock and laser engraving "Newspapers"	pc.	375	200	150	04-948Z 04-948EZ 04-949EZ
<b>Safety package comprises:</b> double lock, 50 mm mail slot, slide plate for slanted mail slot, mail retaining bracket					04-940S
<b>Assembly surcharge depending on the box</b>	pc.				20-100



III. 57/1  
Shadow gap frame 22-234  
(aluminium or stainless steel)



III. 57/2  
Plaster frame 20 mm 22-236  
(aluminium or stainless steel)



III. 57/3  
Plaster frame 40 mm 22-240  
(aluminium or stainless steel)



III. 57/4  
Round profile plaster frame  
22-237 (aluminium)



III. 57/5  
Flat profile panelling  
22-242N



III. 57/6  
Flat profile panelling  
22-242K



III. 57/7  
Classic 20 mm  
22-251



III. 57/8  
Classic 40 mm  
22-261



III. 57/9  
Libra 20 mm  
22-271



III. 57/10  
Libra 40 mm  
22-281



III. 57/11  
Sky II  
22-291



III. 57/12  
Round profile panelling  
22-243N/22-443N



III. 57/13  
Compact panelling  
22-650



III. 57/14  
Hull panelling  
Nova 20 mm 22-315



III. 57/15  
Hull panelling  
Nova 40 mm 22-335



III. 57/16  
Signa  
22-425



III. 58/1  
Rectangular tube frame  
20-311



III. 58/2  
Round tube frame  
20-321



III. 58/3  
Oval tube frame  
20-401



III. 58/4  
Rectangular tube stands  
20-315



III. 58/5  
Round tube stands  
20-325



III. 58/6  
Oval tubular stands  
20-405



III. 58/7  
Cont. hull panelling\*  
Nova 20 mm 22-316



III. 58/8  
Cont. hull panelling\*  
Nova 40 mm 22-336



III. 58/9  
Continuous round profile  
panelling  
22-243S (110 mm deep)  
22-443S (150 mm deep)



III. 58/10  
Roof overhang extension  
70 mm incl.  
LED lighting 21-697

\* Only possible from a box depth of 150 mm!



III. 59/1

First Class flush-mounted system model 04-640  
with plaster frame 22-236  
I/D compartment with intercom grid 21-174  
doorbell button 21-216FW  
name plate 21-134



III. 59/2

First Class flush-mounted system model 04-640  
with round profile plaster frame 22-237  
I/D compartment with intercom grid 21-176  
doorbell button 21-217E  
name plate 21-134

## JU 04 - Vertical mailbox



III. 60/1

First Class stainless steel flush-mounted model 04-840E  
with shadow gap frame 22-234E





III. 61/1

Business Class free-standing system model 04-740  
with a newspaper box 04-948Z  
Nova 40 panelling continuing as stand 22-321  
with base plates  
I/D box with intercom grid 21-176  
doorbell button 21-217E  
name plate 21-134  
foil labelling



III. 61/2

First Class flush-mounted bell panel model 04-646  
with intercom grid 21-174  
doorbell button 21-216FR  
name plate 21-134  
lighting symbol insert 21-147  
doorbell button 21-216FW  
name plate 21-134  
Nova 20 panelling 22-300

## JU 04 - Vertical mailbox



III. 62/1

Business Class mailbox system surface-mounted  
model 04-440  
with Nova 20 panelling 22-300  
I/D box with intercom grid 21-176  
doorbell button 21-217E  
name plate 21-134  
name plate insert label  
"Lighting symbol" 21-147RP



First Class flush-mounted system model 04-840  
with shadow gap frame 22-234

III. 62/2



III. 63/1

Business Class mailbox system free-standing model 04-special  
 safety Class equipment  
 reinforced 24 mm doors  
 with three-point lock and profile half cylinder  
 lamella protection device  
 engraving compartment  
 Nova 40 panelling continuing as stand 22-321  
 with base plates



III. 63/2

Mailbox open-door system such as 63/1

## JU 04 - Vertical mailbox



III. 64/1

Business Class mailbox system  
surface-mounted model 04-640  
with Compact panelling 22-650  
2 name plate  
yes/no junk mail  
I/D box with preparation for the camera  
module to be supplied by the customer  
intercom grid 21-176  
doorbell button 21-216FW  
name plate 21-134  
doorbell button 21-216FR  
name plate 21-134  
with engraved insert  
"Lighting symbol" 21-147RP



III. 64/2

Business Class mailbox system  
flush-mounted model 04-640  
with round profile plaster frame 22-237  
I/D box with intercom grid 21-176  
lighting illuminated button 21-118GE  
doorbell button 21-217E  
name plate 21-134



III. 64/3

Business Class mailbox system  
surface-mounted model 04-640  
with Libra 20 panelling 22-270



III. 65/1

Economy Class mailbox system surface-mounted  
model 04-440  
with Classic 40 panelling 22-260  
2 name plate  
yes/no junk mail  
I/D box with intercom grid 21-161  
name plate doorbell button 21-113  
lighting illuminated button 21-118GEV



Business Class mailbox system surface-mounted  
model 04-640  
with round profile panelling 22-243N  
I/D box with intercom grid 21-174  
doorbell button 21-217E  
name plate 21-134  
engraving box with an engraving as specified

III. 65/2

## JU 04 - Vertical mailbox



III. 66/1

Business Class mailbox system surface-mounted  
model 04-740 with Nova 20 panelling 22-300



III. 66/2

First Class mailbox system flush-mounted model 04-640E  
plaster frame 22-236E  
I/D box with preparation for the camera module  
intercom grid 21-174 to be supplied by the customer  
doorbell button 21-216FW  
name plate 21-134  
doorbell button 21-216RW  
name plate 21-134 with engraved insert "Lighting symbol" 21-147RP  
info module 21-690 with LED lighting



III. 67/1

Business Class flush-mounted model 04-640  
I/D box with intercom grid 21-176  
lighting button 21-118GE  
doorbell button 21-217E  
name plate 21-134  
round profile frame 22-237

## JU 04 - Vertical mailbox



III. 68/1

Business Class mailbox system free-standing model 04-740  
 with rear wall Vita 40 panelling 22-410  
 pitched roof rectangular tube 20-315E  
 with base plates  
 I/D box with preparation the camera module to be supplied by the customer  
 intercom grid 21-174  
 doorbell button 21-216FW  
 name plate 21-134



III. 68/2

Economy Class mailbox system free-standing model 04-640  
 with rear wall Classic 20 panelling 22-250  
 rectangular tube 20-315  
 with base plates





First Class mailbox system flush-mounted model 04-640E  
 2. name plate yes/no junk mail 21-255/21-145  
 plaster frame 22-236E  
 I/D box with preparation  
 the camera module to be supplied by the customer  
 intercom grid 21-174  
 doorbell button 21-216FW  
 name plate 21-134

III. 69/1



First Class mailbox system flush-mounted model 04-740  
 2. name plate yes/no junk mail 21-255/21-145  
 plaster frame 22-236  
 I/D box with preparation  
 the camera module to be supplied by the customer  
 intercom grid 21-176  
 doorbell button 21-217E  
 name plate 21-134  
 information module 21-690 with LED lighting

III. 69/2

## JU 04 - Vertical mailbox



III. 70/1  
Business Class free-standing system model 04-740  
with newspaper box 04-948Z  
continuous Nova 40 panelling as frame 22-321  
with base plates  
I/D box with intercom grid 21-176  
doorbell button 21-217E  
name plate 21-134  
foil labelling



III. 71/1

First Class mailbox system freestanding model 04-740

2. name plate yes/no junk mail 21-255/21-145

with rear wall Nova 40 panelling, continuous, as frame 22-321

with base plates

I/D box with preparation the camera module to be supplied by the customer  
intercom grid 21-174

doorbell button 21-216FW and name plate 21-134

doorbell button 21-216FW and name plate 21-134

insert "Lighting symbol" 21-147RP

house number engraving, illuminated



III. 71/2

Business Class mailbox system free-standing model 04-640

with rear wall Nova 20 panelling 22-300

rectangular tube frame 20-311

with base plates

## JU 05 - Avantgarde

We present our high-quality product line with the 05 Avantgarde series. This model series' feature is modern and simple appearance. Efficiently cushioned mail slot

flaps, flush-mounted doorbell buttons and name plates with LED lighting for discerning demands. For further information, please request our detailed documentation.



III. 72/1

First Class Avantgarde flush-mounted model 05-300

I/D box with intercom grid 21-174

doorbell button 21-216FW

name plate 21-134

Full engraving of house number 1, backed flush with acrylic glass and illuminated with LED

Orion key switch

Module punching for module to be supplied by the customer (camera)

With all-round front plate folded back with LED lighting



III. 73/1

Surface-mounted vertical



III. 73/2

Flush-mounted vertical



III. 73/3

Freestanding vertical



III. 73/4

Avantgarde surface-mounted system 05-100  
close-fitting panelling 22-542

Surface-mounted horizontal



III. 74/1

Flush-mounted horizontal



III. 74/2

Freestanding horizontal

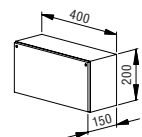
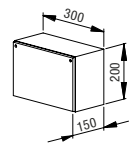
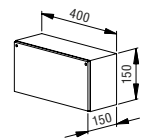
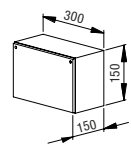
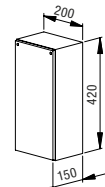
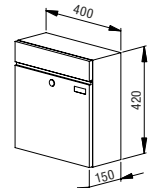
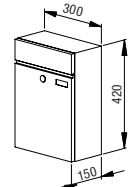


III. 74/3

## Avantgarde Vertical boxes - dimensions

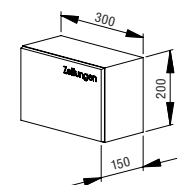
## Model 05

Item		Unit	Dimensions in mm W · H · D			Order number
<b>Mailbox</b> mail slot 270 x 35 mm, stainless steel		pc.	300	420	150	05-100 05-100E
<b>Mailbox</b> mail slot 370 x 35 mm, stainless steel		pc.	400	420	150	05-300 05-300E
<b>Installation box</b> stainless steel		pc.	200	420	150	05-107 05-107E
<b>Engraving box</b> stainless steel		pc.	300	150	150	05-106 05-106E
<b>Engraving box</b> stainless steel		pc.	400	150	150	05-306 05-306E
<b>Installation box</b> stainless steel		pc.	300	200	150	05-108 05-108E
<b>Installation box</b> stainless steel		pc.	400	200	150	05-308 05-308E



## Model 05

### Avantgarde Vertical boxes - dimensions



Newspaper box

Unit

Dimensions in mm  
W · H · D

Order  
number

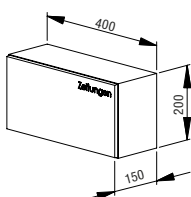
pc.

300 200 150

05-120

stainless steel

05-120E



Newspaper box

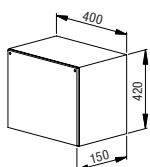
pc.

400 200 150

05-320

stainless steel

05-320E



Installation or engraving box

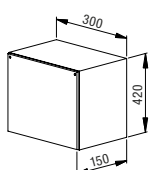
pc.

400 420 150

05-309

stainless steel

05-309E



Installation or engraving box

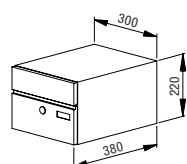
pc.

300 420 150

05-109

stainless steel

05-109E



Mailbox  
mail slot 270 x 35 mm  
stainless steel

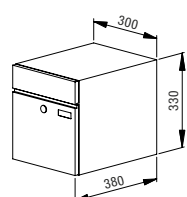
DIN

pc.

300 220 380

05-500

05-500E



Mailbox  
mail slot 270 x 35 mm  
stainless steel

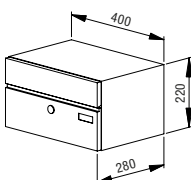
DIN

pc.

300 330 380

05-520

05-520E



Mailbox  
mail slot 370 x 35 mm  
stainless steel

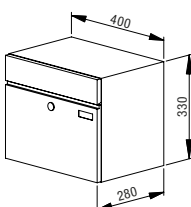
DIN

pc.

400 220 280

05-700

05-700E



Mailbox  
mail slot 370 x 35 mm  
stainless steel

DIN

pc.

400 330 280

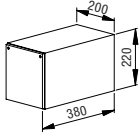
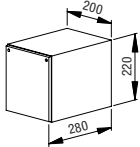
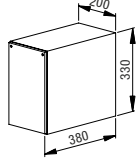
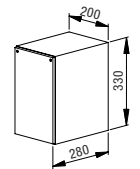
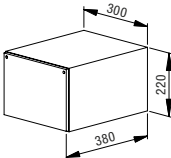
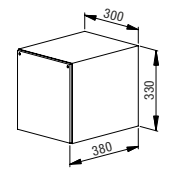
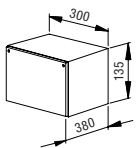
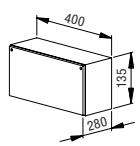
05-720

05-720E



## Avantgarde Horizontal boxes - dimensions

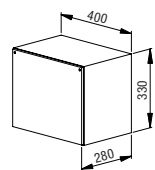
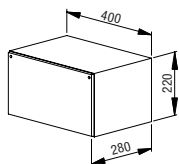
Model 05

Item	Unit	Dimensions in mm W · H · D			Order number	
Installation box stainless steel	pc.	200	220	380	05-507 05-507E	
Installation box stainless steel	pc.	200	220	280	05-707 05-707E	
Installation box stainless steel	pc.	200	330	380	05-527 05-527E	
Installation box stainless steel	pc.	200	330	280	05-727 05-727E	
Installation or engraving box stainless steel	pc.	300	220	380	05-509 05-509E	
Installation or engraving box stainless steel	pc.	300	330	380	05-510 05-510E	
Installation or engraving box stainless steel	pc.	300	135	380	05-508 05-508E	
Installation or engraving box stainless steel	pc.	400	135	280	05-708 05-708E	

# JU 05 - Avantgarde

## Model 05





### Avantgarde Panelling



Item	Unit	Dimensions in mm W · H · D			Order number
Installation or engraving box	pc.	400	220	280	05-709
stainless steel					05-709E
Installation or engraving box	pc.	400	330	280	05-710
stainless steel					05-710E

## Model 05

### Frame for model series 05 (Avantgarde)

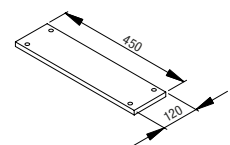
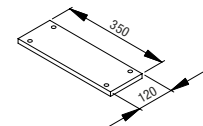
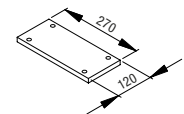



Item	Unit	Dimensions in mm W · H · D			Order number
Aluminium shadow gap frame	per m	12	2		22-560
Stainless steel shadow gap frame	per m	12	2		22-560E
Aluminium plaster frame	per m	20	40	1,5	22-520
	per m	40	40	1,5	22-540
Stainless steel plaster frame	per m	20	40	1,5	22-520E
	per m	40	40	1,5	22-540E
<b>Close-fitting panelling</b> 2 mm sheet, surrounding Model 04 (as shown in the figure) Model 08 (without figure)	per m m <sup>2</sup>		150 280/380		22-542 22-543
<b>Stainless steel</b> 2 mm sheet, surrounding Model 04 (as shown in the figure) Model 08 (without figure)	per m m <sup>2</sup>		150 280/380		22-542E 22-543E
<b>NOVA panelling</b> standard model Model 04 (as shown in the figure) Model 08 (without figure) Model 08 (without figure)	per m m <sup>2</sup> m <sup>2</sup>		150 280 380		22-500 22-501 22-502
<b>Stainless steel</b> standard model Model 04 (as shown in the figure) Model 08 (without figure) Model 08 (without figure)	per m m <sup>2</sup> m <sup>2</sup>		150 280 380		22-500E 22-501E 22-502E

Frame for model series 05 (Avantgarde)

Model 05






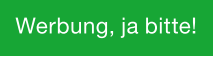

Item	Unit	Dimensions in mm W · H · D	Order number
<b>NOVA panelling</b>			
continuing as stand			
Model 04 (as shown in the figure)	per m	150	22-505
Model 08 (without figure)	m <sup>2</sup>	280	22-510
Model 08 (without figure)	m <sup>2</sup>	380	22-515
<b>Stainless steel</b>			
continuing as stand			
Model 04 (as shown in the figure)	per m	150	22-505E
Model 08 (without figure)	m <sup>2</sup>	280	22-510E
Model 08 (without figure)	m <sup>2</sup>	380	22-515E
<b>Rear wall</b>	m <sup>2</sup>		
for freestanding systems			
aluminium			22-542R
stainless steel			22-542RE
<b>Base plates</b>			
<b>For mailbox</b>	pc.		
150 mm deep			
aluminium			22-512
stainless steel			22-512E
<b>For mailbox</b>	pc.		
280 mm deep			
aluminium			22-517
stainless steel			22-517E
<b>For mailbox</b>	pc.		
380 mm deep			
aluminium			22-518
stainless steel			22-518E



## JU 05 - Avantgarde

Model 05

Avantgarde  
Accessories

	Item	Order number
	Intercom grid lasered	21-174
	Doorbell button flush-mounted	21-216FE
	Doorbell button flush-mounted, white illuminated ring	21-216FW
	Doorbell button flush-mounted, blue illuminated ring	21-216FB
	Doorbell button flush-mounted, red illuminated ring	21-216FR
	Name plate anti-theft, flush-mounted, made of plexiglas	21-134
	Name plate anti-theft, flush-mounted, made of plexiglas, stainless steel name plate	21-134E
	Name plate anti-theft, flush-mounted, made of plexiglas, anodised name plate	21-134EV
	Name plate anti-theft, flush-mounted, made of plexiglas, resopal name plate	21-134RP
	Insert label engraved "No junk mail please", resopal, matches name plate 21-134	21-146RP
	Insert label engraved "No junk mail please", stainless steel, matches name plate 21-134	21-146E
	Insert label engraved "No junk mail please", anodised, matches name plate 21-134	21-146EV

## Avantgarde Accessories

Model 05

Item	Order number
Insert label engraved "Lighting symbol", resopal, matches name plate 21-134	21-147RP
Insert label engraved "Lighting symbol", stainless steel, matches name plate 21-134	21-147E
Insert label engraved "Lighting symbol", anodised, matches name plate 21-134	21-147EV



III. 81/1  
Plaster frame 20 mm 22-520  
(aluminium or stainless steel)



III. 81/2  
Plaster frame 40 mm 22-540  
(aluminium or stainless steel)



III. 81/3  
Shadow gap frame 22-560  
(aluminium or stainless steel)



III. 81/4  
Close-fitting panelling  
22-542 (vertical boxes)  
22-543 (horizontal boxes)



III. 81/5  
Cont. hull panelling  
22-505 (compartment  
depth 150 mm)  
22-510 (compartment  
depth 280 mm)  
22-515 (compartment  
depth 380 mm)



III. 81/6  
Roof overhang extension  
70 mm incl.  
LED lighting



III. 82/1

First Class stele model 06-150  
 mailbox 06-300  
 I/D box with intercom grid 21-174  
 doorbell button 21-216FR  
 name plate 21-134  
 insert "Lighting symbol" 21-147  
 doorbell button 21-216FW  
 name plate 21-134  
 module preparation for the module (fingerprint/camera) to be supplied by the customer  
 LED bar light 21-850

### JU-First Class-Steales – for a premium appearance

Our steales are available in four installation widths and two standard widths. They are ideal as an additional advertising space directly or slightly offset to your building. Eye-catcher of the highest quality. Combined with our Avantgarde mailboxes and many other components, you can design the optimum solution for every application.

#### Features:

- housing made of polished stainless steel or aluminum, made of one piece
- anti-theft rear removal doors with cylinder locks
- concealed base plate fastener and convenient connection of the components on the rear side
- labels & logos see page 163
- built-in components such as cameras, fingerprints, etc. by almost all manufacturers can be integrated



III. 83/1



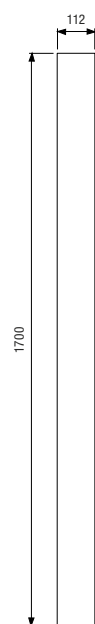
III. 83/2

First Class Steale model 06-150  
 mailbox 06-100  
 I/D box with intercom grid 21-174, 21-147  
 doorbell button 21-216FW  
 name plate 21-134  
 module preparation for the module (camera) to be supplied by the customer  
 foil labelling

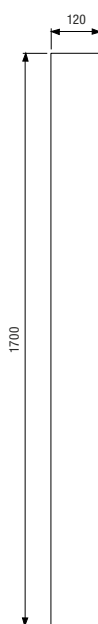
**Stele installation depth 112/120 mm**

Version aluminium: 120 mm; Version Stainless steel: 112 mm

Dimensions (W·H·D): 200·1200/1700·112/120 mm

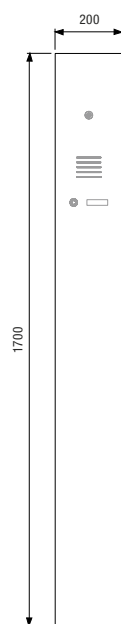


installation depth  
112 mm

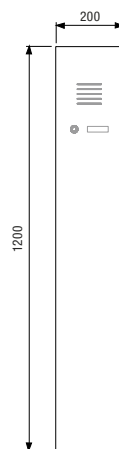


installation depth  
120 mm

aluminium  
stainless steel



06-111  
06-111E



06-110  
06-110E



III. 84/1



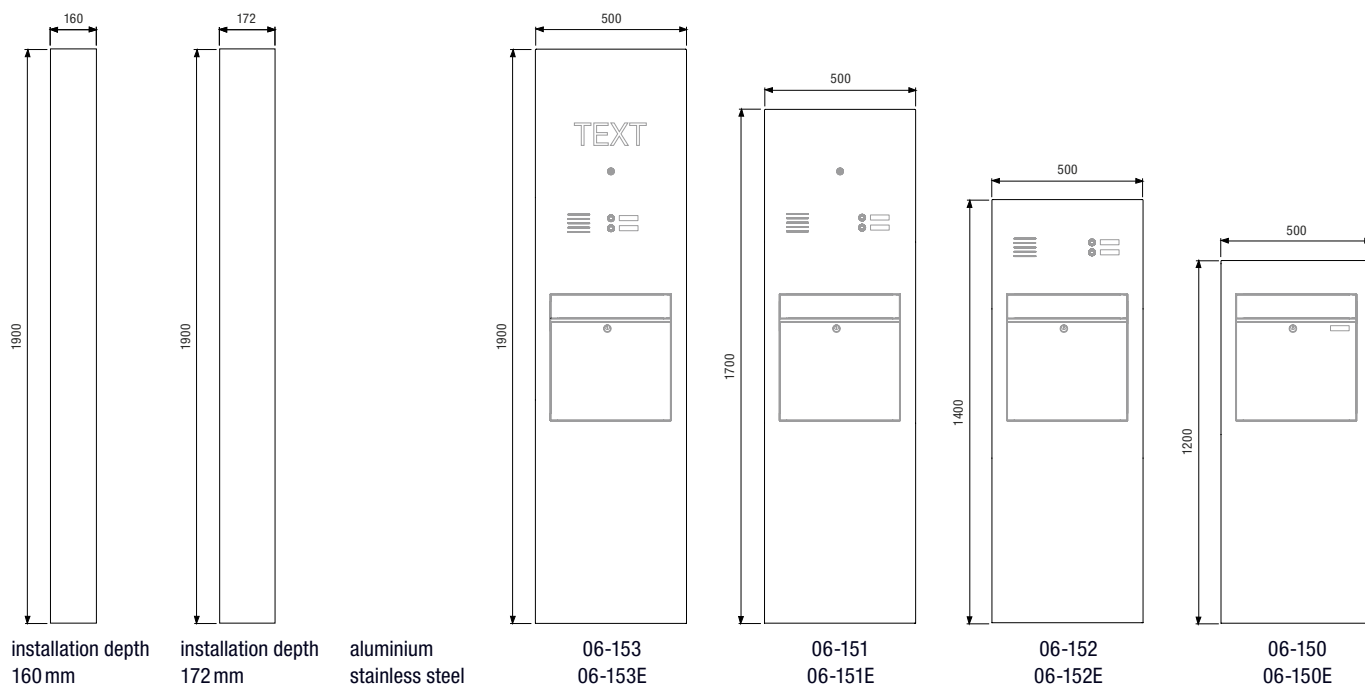
III. 84/2



### Stele installation depth 160/172 mm

Version aluminium: 160 mm; Version Stainless steel: 172 mm

Dimensions (W·H·D): 500·1200/1400/1700/1900·160/172 mm



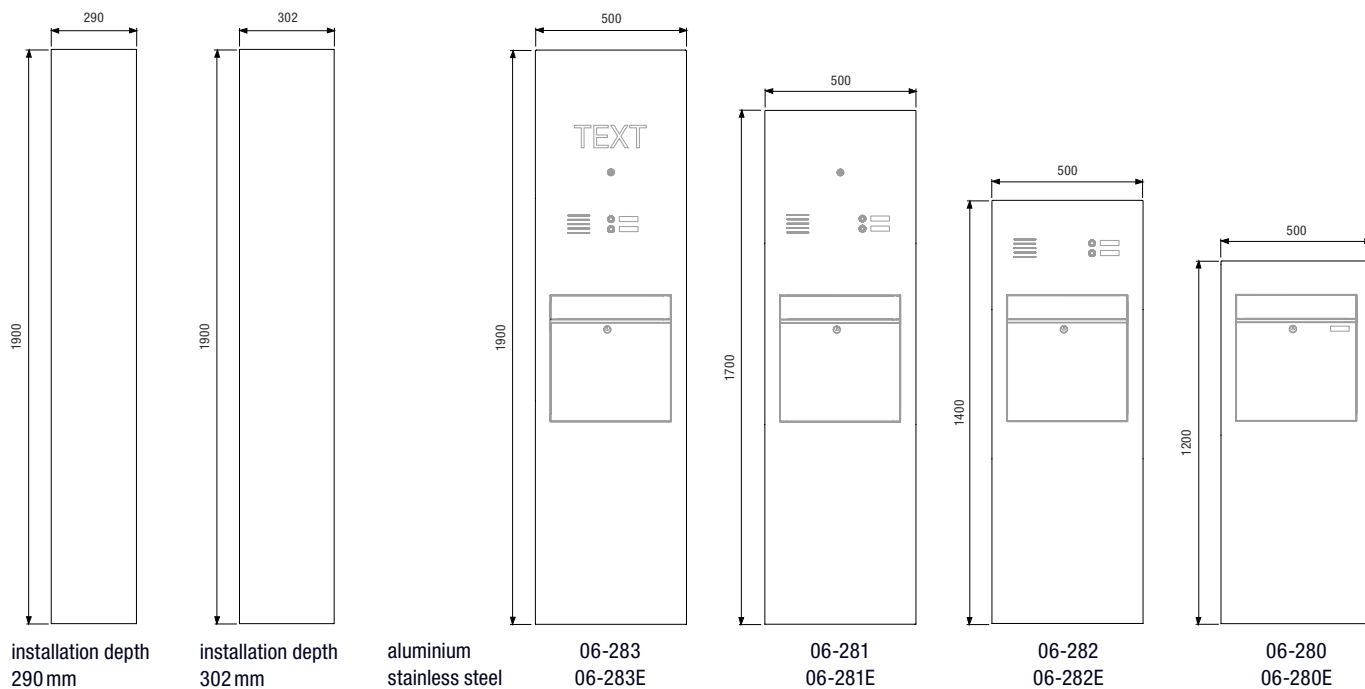
III. 85/1

III. 85/2

## Stele installation depth 290/302 mm

Version aluminium: 290 mm; Version Stainless steel: 302 mm

Dimensions (W·H·D): 500·1200/1400/1700/1900·290/302 mm



III. 86/1

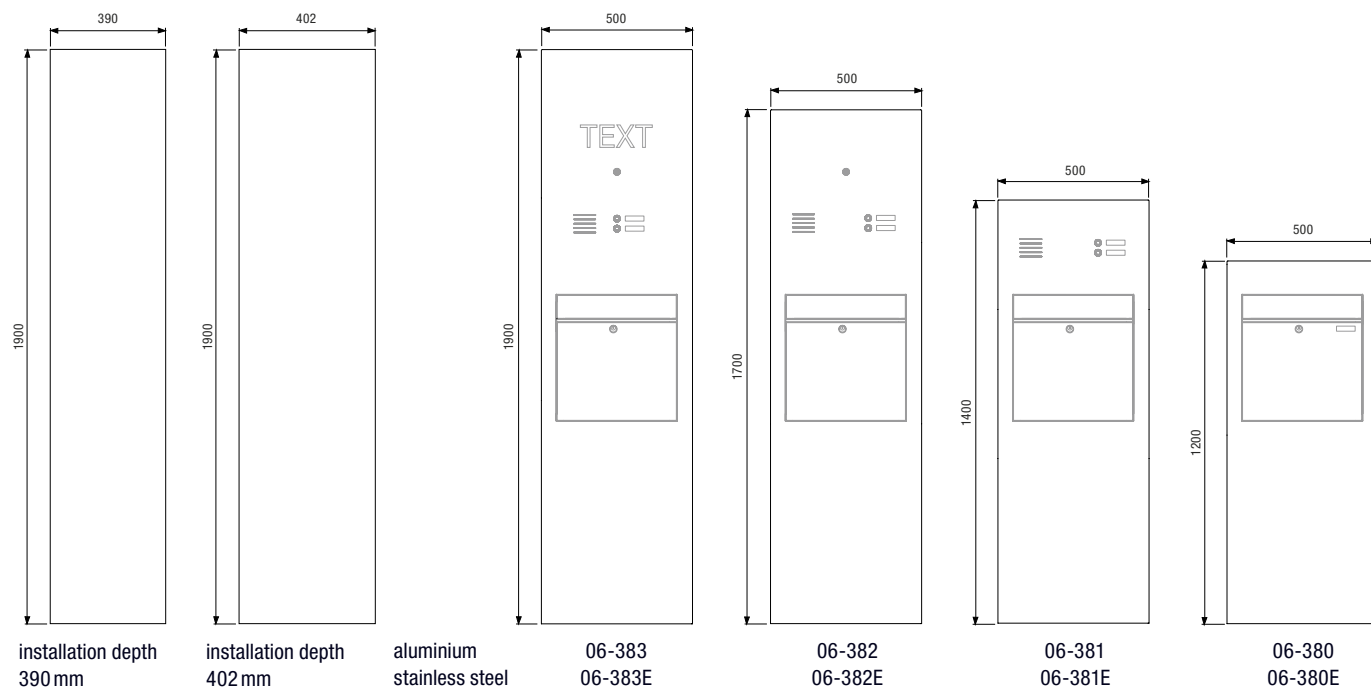


III. 86/2

### Stele installation depth 390/402 mm

Version aluminium: 390 mm; Version Stainless steel: 402 mm

Dimensions (W·H·D): 500·1200/1400/1700/1900·390/402 mm











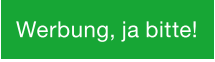


III. 87/1



III. 87/2

## Model 06

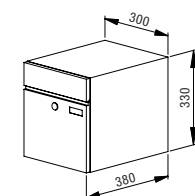
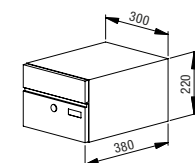
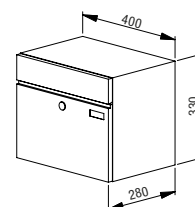
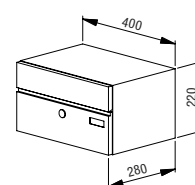
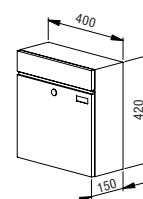
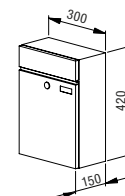
## Steles Accessories

	Item	Order number
	Intercom grid lasered	21-174
	Doorbell button flush-mounted	21-216FE
	Doorbell button flush-mounted, white illuminated ring	21-216FW
	Doorbell button flush-mounted, blue illuminated ring	21-216FB
	Doorbell button flush-mounted, red illuminated ring	21-216FR
	Name plate anti-theft, flush-mounted, made of plexiglas	21-134
	Name plate anti-theft, flush-mounted, made of plexiglas, stainless steel name plate	21-134E
	Name plate anti-theft, flush-mounted, made of plexiglas, anodised name plate	21-134EV
	Name plate anti-theft, flush-mounted, made of plexiglas, resopal name plate	21-134RP
	Insert label engraved "No junk mail please", resopal, matches name plate	21-146RP
	Insert label engraved "No junk mail please", stainless steel, matches name plate	21-146E
	Insert label engraved "No junk mail please", anodised, matches name plate	21-146EV
	Insert label engraved "Lighting symbol", resopal, matches name plate	21-147RP
	Insert label engraved "Lighting symbol", stainless steel, matches name plate	21-147E
	Insert label engraved "Lighting symbol", anodised, matches name plate	21-147EV

Steales  
Accessories

## Model 06

Item		Unit	Dimensions in mm W · H · D			Order number
<b>Mailbox</b> mail slot 270 x 35mm, for installation depth 152mm stainless steel	<b>DIN</b>	pc.	300	420	150	06-100 06-100E
<b>Mailbox</b> mail slot 370 x 35mm, for installation depth 152mm stainless steel	<b>DIN</b>	pc.	400	420	150	06-300 06-300E
<b>Mailbox</b> mail slot 370 x 35mm, for installation depth 282mm stainless steel	<b>DIN</b>	pc.	400	220	280	06-700 06-700E
<b>Mailbox</b> mail slot 370 x 35mm, for installation depth 282mm stainless steel	<b>DIN</b>	pc.	400	330	280	06-720 06-720E
<b>Mailbox</b> mail slot 270 x 35mm, for installation depth 382mm stainless steel	<b>DIN</b>	pc.	300	220	380	06-500 06-500E
<b>Mailbox</b> mail slot 270 x 35mm, for installation depth 382mm stainless steel	<b>DIN</b>	pc.	300	330	380	06-520 06-520E
<b>Roof overhang extension</b> 70 mm for Nova panelling including LED lighting 21-697 stainless steel	<b>DIN</b>	pc.	400	30	70	21-850 21-850E
<b>Information module</b> with LED lighting and flush-mounted acrylic glass		pc.	70	70		21-690



25

## JU 08 - Horizontal mailbox (space-saving)



First Class mailbox system free-standing model 08-512  
 I/D box with intercom grid 21-174, 21-147  
 doorbell button 21-216FW  
 name plate 21-134  
 module preparation for the module (camera) to be supplied by the customer  
 engraving box with the street and house number engraving  
 with acrylic glass, flush-mounted  
 rear wall  
 Nova 20 panelling, continuous as stand 22-316  
 Prepared for on-site profile half cylinders as specified

Horizontal, space-saving mailboxes are particularly suitable where there is space in the depth, but not necessarily in the surface. The mailboxes of the series 08 can also be used efficiently for multi-part, large systems. Available in three widths and two different depths, the options we offer are diverse.



III. 91/1

Economy Class surface-mounted



III. 91/2

Economy Class flush-mounted



III. 91/3

Economy Class free-standing

## JU 08 - Horizontal mailbox (space-saving)

Business Class surface-mounted



III. 92/1

Business Class flush-mounted



III. 92/2

Business Class free-standing



III. 92/3





First Class surface-mounted

III. 93/1



First Class flush-mounted

III. 93/2

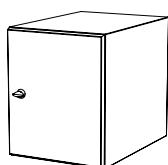
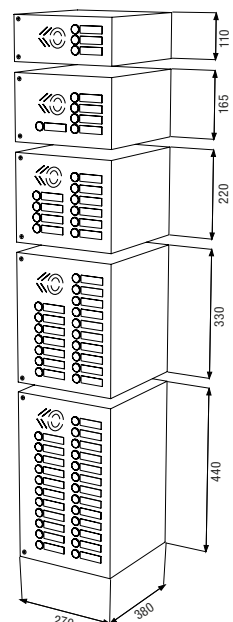
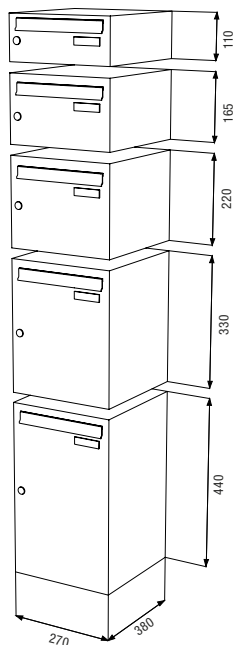







First Class free-standing

III. 93/3

## Model 08-200

Box: 270 x 110 x 380 mm  
 Mail slot: 230 x 35 mm (DIN C4)  
 Accessories: starting from page 158



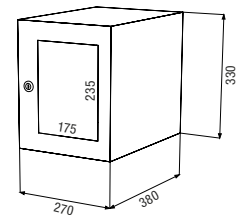
Item		Unit	Dimensions in mm W · H · D			Order number
All boxes are available in stainless steel design						
<b>Box</b> mail slot flap made of anodised aluminium or coated door and mail slot flap made of anodised aluminium door and mail slot flap, stainless steel		pc.	270	110	380	08-202
		pc.				08-203
		pc.				08-202E
<b>Box</b> mail slot flap made of anodised aluminium or coated door and mail slot flap made of anodised aluminium door and mail slot flap, stainless steel		pc.	270	165	380	08-207
		pc.				08-208
		pc.				08-207E
<b>Box</b> mail slot flap made of anodised aluminium or coated door and mail slot flap made of anodised aluminium door and mail slot flap, stainless steel		pc.	270	220	380	08-212
		pc.				08-213
		pc.				08-212E
<b>Box</b> mail slot flap made of anodised aluminium or coated door and mail slot flap made of anodised aluminium door and mail slot flap, stainless steel		pc.	270	330	380	08-222
		pc.				08-223
		pc.				08-222E
<b>Box</b> mail slot flap made of anodised aluminium or coated door and mail slot flap made of anodised aluminium door and mail slot flap, stainless steel		pc.	270	440	380	08-235
						08-236
						08-235E
<b>Box</b> all boxes are also available without mail slot flaps, mail slot height 30 mm		pc.				08-204
<b>Installation box</b> (without accessories) door made of anodised aluminium door made of stainless steel		pc.	270	110	380	08-205
		pc.				08-206
		pc.				08-205E
<b>Installation box</b> (without accessories) door made of anodised aluminium door made of stainless steel		pc.	270	165	380	08-209
		pc.				08-210
		pc.				08-209E
<b>Installation box</b> (without accessories) door made of anodised aluminium door made of stainless steel		pc.	270	220	380	08-215
		pc.				08-216
		pc.				08-215E
<b>Installation box</b> (without accessories) door made of anodised aluminium door made of stainless steel		pc.	270	330	380	08-225
		pc.				08-226
		pc.				08-225E
<b>Installation box</b> (without accessories) door made of anodised aluminium door made of stainless steel		pc.	270	440	380	08-227
		pc.				08-228
		pc.				08-227E
<b>Storage compartment with turn lock</b> made of galvanized stainless steel, coated door made of anodised aluminium door made of stainless steel		pc.	270	330	380	08-240
		pc.				08-241
		pc.				08-240E

# Horizontal mailbox (space-saving) - 08 JU

Box: 270 x 110 x 380 mm  
 Mail slot: 230 x 35 mm (DIN C4)  
 Accessories: starting from page 158






Model 08-200

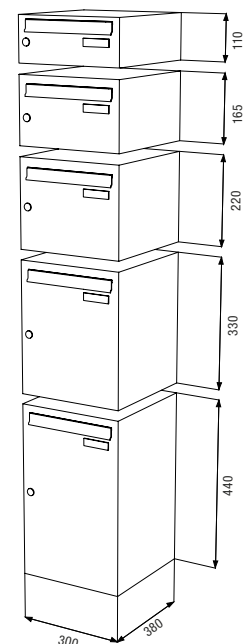
Item	Unit	Dimensions in mm W · H · D			Order number
<b>Newspaper slot made of aluminium</b> starting from box height 165 mm, with name plate, without engraving "NEWSPAPERS"	pc.	230	50		08-250
Additional charge: "NEWSPAPERS" engraving	pc.				25-301
<b>Newspaper slot made of stainless steel</b> starting from box height 165 mm, with name plate, without engraving "NEWSPAPERS"	pc.	230	50		08-250E
Additional charge: "NEWSPAPERS" engraving	pc.				25-301E
<b>Message box</b> stainless steel sheet display surface (175 x 235), partition wall 80 mm deep door made of anodised aluminium	pc.	270	330	380	08-270
door made of stainless steel	pc.				08-271
	pc.				08-270E
<b>Message box</b> stainless steel sheet display surface (175 x 345), partition wall 80 mm deep door made of anodised aluminium	pc.	270	440	380	08-280
door made of stainless steel	pc.				08-281
	pc.				08-280E



Box: 300 x 110 x 380 mm  
 Mail slot: 260 x 35 mm (DIN C4)  
 Accessories: starting from page 158

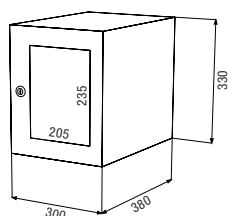
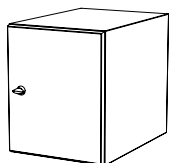
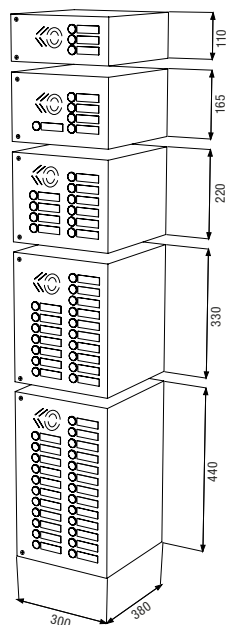
Model 08-300

Item		Unit	Dimensions in mm W · H · D			Order number
All boxes are available in stainless steel design						
Box		pc.	300	110	380	08-302
mail slot flap made of anodised aluminium or coated door and mail slot flap made of anodised aluminium door and mail slot flap, stainless steel		pc.				08-303
		pc.				08-302E
Box		pc.	300	165	380	08-307
mail slot flap made of anodised aluminium or coated door and mail slot flap made of anodised aluminium door and mail slot flap, stainless steel		pc.				08-308
		pc.				08-307E
Box		pc.	300	220	380	08-312
mail slot flap made of anodised aluminium or coated door and mail slot flap made of anodised aluminium door and mail slot flap, stainless steel		pc.				08-313
		pc.				08-312E
Box		pc.	300	330	380	08-322
mail slot flap made of anodised aluminium or coated door and mail slot flap made of anodised aluminium door and mail slot flap, stainless steel		pc.				08-323
		pc.				08-322E
Box		pc.	300	440	380	08-335
mail slot flap made of anodised aluminium or coated door and mail slot flap made of anodised aluminium door and mail slot flap, stainless steel		pc.				08-336
		pc.				08-335E
Box		pc.				08-304
all boxes are also available without mail slot flaps, mail slot height 30 mm						



## Model 08-300

Box: 300 x 110 x 380 mm  
 Mail slot: 260 x 35 mm (DIN C4)  
 Accessories: starting from page 158








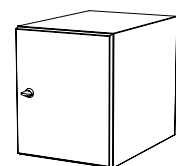
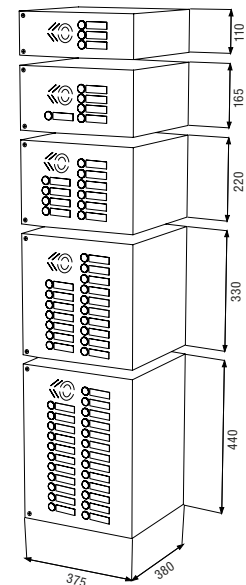
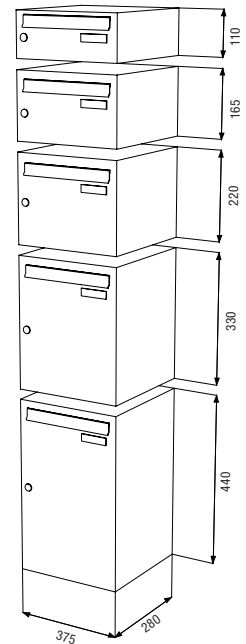
Item	Unit	Dimensions in mm W · H · D			Order number
<b>Installation box</b> (without accessories)	pc.	300	110	380	08-305
door made of anodised aluminium	pc.				08-306
door made of stainless steel	pc.				08-305E
<b>Installation box</b> (without accessories)	pc.	300	165	380	08-309
door made of anodised aluminium	pc.				08-310
door made of stainless steel	pc.				08-309E
<b>Installation box</b> (without accessories)	pc.	300	220	380	08-315
door made of anodised aluminium	pc.				08-316
door made of stainless steel	pc.				08-315E
<b>Installation box</b> (without accessories)	pc.	300	330	380	08-325
door made of anodised aluminium	pc.				08-326
door made of stainless steel	pc.				08-325E
<b>Installation box</b> (without accessories)	pc.	300	440	380	08-327
door made of anodised aluminium	pc.				08-328
door made of stainless steel	pc.				08-327E
<b>Storage compartment with turn lock</b>	pc.	300	330	380	08-340
made of galvanized stainless steel, coated					
door made of anodised aluminium	pc.				08-341
door made of stainless steel	pc.				08-340E
<b>Newspaper slot made of aluminium</b>	pc.	260	50		08-350
starting from box height 165 mm, with name plate, without engraving "NEWSPAPERS"					
Additional charge: "NEWSPAPERS" engraving	pc.				25-301
<b>Newspaper slot made of stainless steel</b>	pc.	260	50		08-350E
starting from box height 165 mm, with name plate, without engraving "NEWSPAPERS"					
Additional charge: "NEWSPAPERS" engraving	pc.				25-301E
<b>Message box</b>	pc.	300	330	380	08-370
stainless steel sheet display surface (205 x 235), partition wall 80 mm deep					
door made of anodised aluminium	pc.				08-371
door made of stainless steel	pc.				08-370E
<b>Message box</b>	pc.	300	440	380	08-380
stainless steel sheet display surface (205 x 345), partition wall 80 mm deep					
door made of anodised aluminium	pc.				08-381
door made of stainless steel	pc.				08-380E

# Horizontal mailbox (space-saving) - 08 JU

Box: 375 x 110 x 280 mm  
 Mail slot: 325 x 35 mm (DIN C4 landscape)  
 Accessories: starting from page 158

Model 08-500

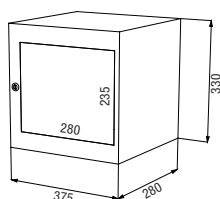
Item		Unit	Dimensions in mm W · H · D			Order number
All boxes are available in stainless steel design						
<b>Box</b> mail slot flap made of anodised aluminium or coated door and mail slot flap made of anodised aluminium door and mail slot flap, stainless steel		pc.	375	110	280	08-502
		pc.				08-503
		pc.				08-502E
<b>Box</b> mail slot flap made of anodised aluminium or coated door and mail slot flap made of anodised aluminium door and mail slot flap, stainless steel		pc.	375	165	280	08-507
		pc.				08-508
		pc.				08-507E
<b>Box</b> mail slot flap made of anodised aluminium or coated door and mail slot flap made of anodised aluminium door and mail slot flap, stainless steel		pc.	375	220	280	08-512
		pc.				08-513
		pc.				08-512E
<b>Box</b> mail slot flap made of anodised aluminium or coated door and mail slot flap made of anodised aluminium door and mail slot flap, stainless steel		pc.	375	330	280	08-522
		pc.				08-523
		pc.				08-522E
<b>Box</b> mail slot flap made of anodised aluminium or coated door and mail slot flap made of anodised aluminium door and mail slot flap, stainless steel		pc.	375	440	280	08-535
		pc.				08-536
		pc.				08-535E
<b>Box</b> all boxes are also available without mail slot flaps, mail slot height 30 mm		pc.				08-504
<b>Installation box</b> (without accessories)		pc.	375	110	280	08-505
door made of anodised aluminium		pc.				08-506
door made of stainless steel		pc.				08-505E
<b>Installation box</b> (without accessories)		pc.	375	165	280	08-509
door made of anodised aluminium		pc.				08-510
door made of stainless steel		pc.				08-509E
<b>Installation box</b> (without accessories)		pc.	375	220	280	08-515
door made of anodised aluminium		pc.				08-516
door made of stainless steel		pc.				08-515E
<b>Installation box</b> (without accessories)		pc.	375	330	280	08-525
door made of anodised aluminium		pc.				08-526
door made of stainless steel		pc.				08-525E
<b>Installation box</b> (without accessories)		pc.	375	440	280	08-527
door made of anodised aluminium		pc.				08-528
door made of stainless steel		pc.				08-527E
<b>Storage compartment with turn lock</b>		pc.	375	330	280	08-540
made of galvanized stainless steel, coated						
door made of anodised aluminium		pc.				08-541
door made of stainless steel		pc.				08-540E



# JU 08 - Horizontal mailbox (space-saving)

## Model 08-500

Box: 375 x 110 x 280 mm  
Mail slot: 325 x 35 mm (DIN C4 landscape)  
Accessories: starting from page 158



Item	Unit	Dimensions in mm W · H · D			Order number
Newspaper slot made of aluminium starting from box height 165 mm, with name plate, without engraving "NEWSPAPERS" Additional charge: "NEWSPAPERS" engraving	pc.	325	50		08-550
	pc.				25-301
Newspaper slot made of stainless steel starting from box height 165 mm, with name plate, without engraving "NEWSPAPERS" Additional charge: "NEWSPAPERS" engraving	pc.	325	50		08-550E
	pc.				25-301E
Message box stainless steel sheet display surface (280 x 235), partition wall 80 mm deep door made of anodised aluminium door made of stainless steel	pc.	375	330	280	08-570
	pc.				08-571
	pc.				08-570E
Message box stainless steel sheet display surface (280 x 345), partition wall 80 mm deep door made of anodised aluminium door made of stainless steel	pc.	375	440	280	08-580
	pc.				08-581
	pc.				08-580E

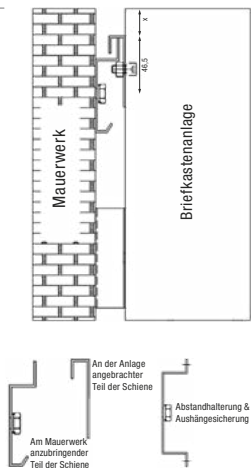


III. 98/1  
Economy Class mailbox system surface-mounted 08-302E  
2. name plate yes/no junk mail 21-255/21-145  
box number engraving on the mail slot flap  
Libra 20 panelling 22-271  
wall mounting rail


Wall assembly for the model series 08-200 to 08-500

Model 08

Item	Unit	Order number
Wall mounting available from a system width of 1000 mm.	per m	20-340



Other examples  
Economy Class



III. 99/1

Business Class



III. 99/2

First Class



III. 99/3



## JU 08 - Horizontal mailbox (space-saving)



III. 100/1

Business Class mailbox system surface-mounted model 08-202  
with an open storage compartment  
double high compartment 08-212  
with 50 mm newspaper slot designed with black engraving  
Libra 20 panelling 22-271  
wall mounting rail 20-340





III. 101/1

Business Class mailbox system surface-mounted model 08-202  
with Vita 20 panelling 22-405 (pitched roof)  
wall mounting rail



III. 101/2

Business Class mailbox system freestanding model 08-302  
paper box with 50 mm mail slot and "Paper" engraving  
with rear wall  
Sky panelling 22-291 (pitched roof)  
rectangular tube frame 20-311  
with base plates

## JU 08 - Horizontal mailbox (space-saving)



III. 102/3

Economy Class mailbox system flush-mounted model 08-202  
with plaster frame 22-236  
I/D box with intercom grid 21-161  
name plate doorbell button 21-113



III. 102/2

Business Class mailbox system freestanding model 08-312  
rear wall  
Compact panelling 22-652  
rectangular tube stands 20-315  
with base plates  
I/D box with module preparation for the module (camera, bell)  
to be supplied by the customer



III. 102/3

Business Class mailbox system freestanding model 08-302  
2. name plate yes/no junk mail 21-255/21-145  
rear wall  
Nova 20 panelling continuing as stand 22-316  
with base plates  
I/D box with intercom grid 21-176  
doorbell button 21-217E  
name plate 21-134



III. 103/1

Business Class mailbox system partial installation model 08-307  
Nova 20 panelling 150 mm depth  
I/D box with intercom grid 21-176  
doorbell button 21-216FW  
name plate 21-134

## JU 08 - Horizontal mailbox (space-saving)



Business Class stainless steel mailbox system freestanding 08-309  
rear wall Nova 40 22-336E  
panelling continuing as stand 22-515E with base plates  
I/D compartment with intercom grid 21-174  
doorbell button 21-216FW  
name plate 21-134  
house number engraving, black

Business Class mailbox system freestanding model 08-502  
 rear wall, Elegance panelling 22-680  
 rectangular tube stands 20-315  
 with base plates  
 I/D box with intercom grid 21-176  
 doorbell button 21-217E  
 name plate 21-134



III. 105/1



III. 105/2

Business Class mailbox system freestanding model 08-302/312  
 rear wall  
 Nova 40 panelling 22-335  
 rectangular tube stands 20-315  
 with base plates



## JU 08 - Horizontal mailbox (space-saving)

Business Class mailbox system freestanding model 08-302  
 street engraving element  
 rear wall, round edge panelling 22-245  
 I/D box with intercom grid 21-176  
 doorbell button 21-217E  
 name plate 21-134  
 oval tube stands 20-405 with base plates



III. 106/1

Economy-Class mailbox system  
 surface-mounted model 08-512E  
 Classic 20 panelling 22-251



III. 106/2



III. 106/3

Economy Class mailbox system  
 surface-mounted model 08-502  
 Classic 40 panelling 22-261  
 2. name plate yes/no junk mail 21-255/21-145



III. 107/1

Business Class mailbox system freestanding model 08-302  
without name plate with engraving on the mail slot flap  
engraving box with street/house number engraving, white  
rear wall  
Classic 20 panelling 22-251  
double rectangular stand 20-500

## JU 08 - Horizontal mailbox (space-saving)



Business Class mailbox system  
surface-mounted model 08-302  
newspaper box with turn lock  
Compact panelling 22-652  
I/D box with preparation camera module  
to be supplied by the customer  
intercom grid 21-176  
doorbell button 21-217E  
name plate 21-134

III. 108/1



III. 108/2

Business Class mailbox system model 08-307  
Nova 20 panelling 22-315  
I/D box with intercom grid 21-176  
doorbell button 21-217E  
name plate 21-134



Business Class mailbox system freestanding model 08-302  
 rear wall  
 round edge panelling 22-245  
 I/D box with intercom grid 21-174  
 doorbell button 21-216FW  
 name plate 21-134  
 oval tube frame 20-401 with base plates



III. 109/1



III. 109/2

Economy Class mailbox system  
 freestanding model 08-302  
 rear wall  
 Classic 40 panelling 22-261  
 rectangular tube stands 20-315  
 with base plates

## JU 08 - Horizontal mailbox (space-saving)



III. 110/1  
Business Class stainless steel mailbox system freestanding model 08-307E  
Nova 22-315E  
stainless steel round tube stand 20-321E with base plates  
I/D box with intercom grid 21-176  
doorbell button 21-217E  
name plate 21-134



III. 111/1

Economy Class mailbox system freestanding model 08-502  
 double high box 08-512  
 with newspaper slot flap with black engraving  
 I/D box with intercom grid 21-161  
 name plate doorbell button 21-113  
 light button 21-100  
 rear wall  
 Classic 20 panelling 22-251  
 rectangular tube stands 20-315 with base plates

## JU 08 - Horizontal mailbox (space-saving)

Economy Class mailbox system surface-mounted model 08-502/512  
 Classic 20 panelling 22-251  
 message box 08-580  
 wall mounting rail



III. 112/1



III. 112/2

First Class mailbox system freestanding model 08-502  
 SCS cushioned mail slot flaps  
 with rear wall  
 Nova 20 panelling 22-316  
 continuing as stand with base plates  
 I/D box with intercom grid 21-174  
 doorbell button 21-216FW  
 name plate 21-134



Economy Class mailbox system flush-mounted model 08-202  
with plaster frame 22-236  
I/D box with intercom grid 21-161  
name plate doorbell button 21-113



III. 114/1  
Shadow gap frame 22-234  
(aluminium or stainless steel)



III. 114/2  
Plaster frame 20 mm 22-236  
(aluminium or stainless steel)



III. 114/3  
Plaster frame 40 mm 22-240  
(aluminium or stainless steel)



III. 114/4  
Round profile plaster frame  
22-237 (aluminium)



III. 114/5  
Classic 40 mm  
22-251



III. 114/6  
Classic 40 mm  
22-261



III. 114/7  
Libra 20 mm  
22-271



III. 114/8  
Libra 40 mm  
22-281



III. 114/9  
Sky II  
22-291



III. 114/10  
Round edge panelling from  
150 mm box depth 22-245



III. 114/11  
Compact panelling  
22-652



III. 114/12  
Elegance  
22-680



III. 114/13  
Hull panelling Nova 20 mm  
22-315



III. 114/14  
Hull panelling Nova 40 mm  
22-335



III. 114/15  
Vita 20 mm  
22-405



III. 114/16  
Vita 40 mm  
22-415





III. 115/1

Signa  
22-425



III. 115/2

Trapezoidal panelling  
22-247



III. 115/3

Rectangular tube frame  
20-311



III. 115/4

Round tube frame  
20-321



III. 115/5

Oval tube frame  
20-401



III. 115/6

Rectangular tube stands  
20-315



III. 115/7

Round tube stands  
20-325



III. 115/8

Oval tube stands  
20-405



III. 115/9

Cylindrical stand  
120 mm 20-340



III. 115/10

Cylindrical stand  
190 mm 20-350



III. 115/11

Square stand  
20-370



III. 115/12

Rectangular stand  
20-385



III. 115/13

Double rectangular stand  
20-500



III. 115/14

Cont. hull panelling  
Nova 20 mm 22-316  
Nova 40 mm 22-336



III. 115/15

Roof overhang extension  
70 mm incl.  
LED lighting 21-697

Box and door in a robust design. Available for mail, installation, package and special purpose banks. Housing made of reinforced hot-dip galvanized steel or stainless steel. Door in a 24 mm version made of aluminum or stainless steel. Extra reinforced hinges provide additional protection. Including box lock with profile cylinder. Optimum double or triple lock.

### Available in the following dimensions:

Width: 500 - 1000 mm

Height: 500 - 1000 mm

Depth: 380 - 600 mm

### Example: JU-Safety Class as day/night mailbox - mailbox for time-sensitive material

The mail that has been posted too late is reliably separated from timely mailings and stored safely. The switching times are precisely controlled by a control unit. A lamellar protection, the reinforced housing and door design provide efficient mail protection.



III. 116/1

First Class  
day and night mailbox system freestanding  
reinforced 24 mm door with three-point lock  
with profile cylinder  
lamella protection device



III. 116/2

day and night switching with a 230V transducer  
rear wall  
Nova 20 panelling  
continuing as stand 22-316  
labelling and coat of arms in screen printing



Benefit from our know-how in the field of custom-made solutions. We also recommend a JU-Safety Class system for car dealerships. Combined with a three-point lock, you get additional protection for vehicle papers or keys, which is taken out from reputed insurance companies. Just give us a call.



III. 117/1

Business Class car dealership mailbox, freestanding  
with compartment for order bags  
reinforced 24 mm door with three-point lock profile cylinder  
lamella protection device  
Nova 40 panelling continuing as stand 22-321  
with base plates  
engraving as specified

## JU 09 - Deposit boxes

Our safety deposit systems are produced in accordance with customer requests and requirements to ensure the highest quality and flexibility. The box dimensions and sizes of the required systems are custom-made. As our customer, you can choose from a wide range of standard formats and panels, as well as have a custom system produced to meet your exclusive demands. From the simple coin-deposit lock to security code locks through to the integrated, electronic, application-controlled solution, there is nothing impossible for JU. Get in touch for custom advice. Below you will find a selection of product examples.



III. 118/1

Economy Class safety deposit system freestanding  
compartment with reinforced cylinder cam lock  
rear wall  
tight-fitting panelling Classic 20  
on table stand



III. 119/1

Business Class safety deposit box freestanding  
compartments with Burg Combipad numeral code lock  
rear wall  
Nova 20 panelling continuing as stand 22-316  
with base plates  
box number engraving



III. 119/2

Business Class safety deposit box freestanding  
boxes with coin deposit lock  
rear wall  
Nova 20 panelling continuing as stand 22-316  
with base plates  
box number engraving

### Mail sorting system of the University of Tübingen

Over 1,600 mailboxes, including disabled-friendly, wheelchair accessible mailbox systems and additional package and old paper boxes.



III. 120/1





III. 122/1

### Display boxes

(125 mm installation depth on both sides)

- aluminum construction made of torsion-resistant, angular profiles
- rotating wing with concealed revolving belts or folding wings with gas struts
- glazing with 5 mm ESG in EPDM gaskets and glazing system
- safety lock with a cylinder cam lock  
(lock side > 700 mm = 2 locks)
- EPDM stopper seal between wing and frame
- concealed ventilation against windscreen fogging, fitted with insect protection mesh screens
- magnetic plate in the centre, powder-coated, white
- anodised silver profile surface, powder-coated RAL 9006
- optionally, with lighting and labeling panel made of acrylic glass or backlighting





III. 123/1

## Display boxes

(30 mm installation depth)

- aluminum construction made of torsion-resistant, angular profiles
- rotary wing with concealed hinges
- glazing with 3 mm acrylic glass in EPDM seal, optionally replaceable
- safety lock with a cylinder cam lock (lock side > 700 mm = 2 locks)
- EPDM stopper seal between wing and frame
- magnetic plate, powder-coated, white
- rear wall with 4 grooves for flush wall-mounting
- anodised silver profile surface, E6/ EV1
- use in protected outdoor areas only



III. 123/2

## Display boxes

(35 mm installation depth)

- aluminum construction made of torsion-resistant, angular profiles
- rotary wing with concealed revolving belts
- glazing with 4 mm ESG in EPDM gasket, replaceable
- safety lock with a cylinder cam lock (lock side > 700 mm = 2 locks)
- EPDM stopper seal between wing and frame
- magnetic plate, powder-coated, white
- rear wall with 4 grooves for flush wall-mounting
- anodised silver profile surface, E6/ EV1



III. 123/3

## Display boxes

(45 mm installation depth)

- aluminum construction made of torsion-resistant, angular profiles
- rotating wing with concealed revolving belts or folding wings with gas struts
- glazing with 4 mm ESG in EPDM gasket, replaceable
- safety lock with a cylinder cam lock (lock side > 700 mm = 2 locks)
- EPDM stopper seal between wing and frame
- magnetic plate, powder-coated, white
- rear wall with 4 grooves for flush wall-mounting
- with optional lighting and labeling panel made of acrylic glass
- anodised silver profile surface, E6/ EV1






III. 124/1

## Display boxes

(65 mm installation depth)

- aluminum construction made of torsion-resistant, angular profiles
- rotating wing with concealed revolving belts or folding wings with gas struts
- glazing with 5 mm ESG in EPDM gaskets and glazing system
- safety lock with a cylinder cam lock (lock side > 700mm = 2 locks)
- EPDM stopper seal between wing and frame
- concealed ventilation against windscreen fogging, fitted with insect protection mesh screens
- magnetic plate, powder-coated, white
- rear wall with 4 grooves for flush wall-mounting
- with optional lighting and labeling panel made of acrylic glass
- anodised silver profile surface, E6/ EV1



III. 124/2

## Display boxes

(110 mm installation depth)

- aluminum construction made of torsion-resistant, angular profiles
- rotating wing with concealed revolving belts or folding wings with gas struts
- glazing with 5 mm ESG in EPDM gaskets and glazing system
- safety lock with a cylinder cam lock (lock side > 700 mm = 2 locks)
- EPDM stopper seal between wing and frame
- concealed ventilation against windscreen fogging, fitted with insect protection mesh screens
- magnetic plate, powder-coated, white
- rear wall with 4 grooves for flush wall-mounting
- anodised silver profile surface, E6/ EV1
- optionally, with lighting and labeling panel made of acrylic glass or backlighting



III. 124/3

## Display boxes

(140 mm installation depth on one side/180 mm installation depth on both sides)

- flush-mounted front with surrounding passe-partout in standard black, other RAL tones available on request
- concealed aluminium construction made of torsion-resistant, angular profiles
- folding wing with concealed swivel belts and gas pressure openers
- safety lock on the bottom and multiple interlock
- EPDM stopper seal between wing and frame
- magnetic plate, powder-coated, white
- rear wall with 4 grooves for flush wall-mounting (for one-side model only)
- anodised silver profile surface, powder-coated RAL 9006
- with optional lighting or background lighting



III. 125/1


## Display boxes (planked stainless steel)

- From a construction depth of 65 mm V2A or V4A can be planked
- due to special gluing and edge technology can be continuously used in the external and internal area
- models comply with the relevant standard
- optionally, also available as purely stainless steel construction

# JU 11 - Display cases for in-house memos

## Model 11

Simple display boxes for in-house memos -  
 Suitable for indoor use only housing made of galvanised steel sheet in RAL 9016 traffic white or RAL as requested powder-coated.  
 Doors hinged on the right, made of single pane safety glass 5 mm with cylinder cam lock. Supplied with 6 pcs magnet clamps (DINA3),  
 9 pcs magnet clamps (DIN A2).

	Item	External dimensions in mm			Write-on label		Order number
		W	H	D	W	H	
	Message boxes for in-house memos DINA3 portrait	360	480	35	320	450	11-100
	Message boxes for in-house memos DINA3 landscape	490	350	35	450	320	11-101
	Message boxes for in-house memos DINA2 portrait	490	660	35	450	630	11-200
	Message boxes for in-house memos DIN A2 landscape	670	480	35	630	450	11-201





# Display cases for outdoor area - 11



## Model 11

Aluminium construction made of torsion-resistant, angular profiles; rotary wing with concealed swivel belts or folding wing with gas struts; glazing with 5mm ESG in EPDM gaskets and glass strip system; safety lock with a cylinder cam lock (lock side > 700mm = 2 locks); EPDM stopper seal between wing and frame; concealed ventilation against window fogging, provided with insect protection mesh screen; magnetic clamp plate, powder-coated, white; rear wall with 4 grooves for flush wall mounting; anodised silver profile surface, E6/ EV1; with optional lighting and name panel made of acrylic glass or background lighting.

Item	External dimensions in mm W · H · D			Order number
<b>Display boxes</b> DINA3 landscape folding wing with gas strut installation depth 65 mm	560	440	65	11-500
<b>Display boxes</b> DINA2 landscape folding wing with gas strut installation depth 65 mm	740	560	65	11-510
<b>Display boxes</b> DINA1 landscape folding wing with gas strut installation depth 65 mm	985	740	65	11-520
<b>Display boxes</b> DINA3 landscape rotary wing installation depth 65 mm	560	440	65	11-501
<b>Display boxes</b> DINA2 landscape rotary wing installation depth 65 mm	740	560	65	11-511
<b>Display boxes</b> DINA1 landscape rotary wing installation depth 65 mm	985	740	65	11-521
<b>Display boxes</b> DINA3 landscape folding wing with gas strut installation depth 110 mm	560	440	110	11-600
<b>Display boxes</b> DINA2 landscape folding wing with gas strut installation depth 110 mm	740	560	110	11-610
<b>Display boxes</b> DINA1 landscape folding wing with gas strut installation depth 110 mm	985	740	110	11-620
<b>Display boxes</b> DINA3 landscape rotary wing installation depth 110 mm	560	440	110	11-601
<b>Display boxes</b> DINA2 landscape rotary wing installation depth 110 mm	740	560	110	11-611
<b>Display boxes</b> DINA1 landscape rotary wing installation depth 110 mm	985	740	110	11-621





III. 128/1

First Class flush-mounted doorbell panel 12-503  
galvanised flush-mounted box  
stainless steel front plate  
with house number engraving, with acrylic glass, flush-mounted  
intercom grid 21-174  
doorbell buttons 21-216FW  
name plate 21-134

Intercom/doorbell panels 1-column

Model 12

Item	Unit	Box dimensions in mm W · H · D			Front plate W · H		Order number	Stainless steel
Economy Class - 1-compartments	pc.	170	180	80	210	220	12-101	12-101E
Economy Class - 2-compartments	pc.	170	210	80	210	250	12-102	12-102E
Economy Class - 3-compartments	pc.	170	240	80	210	280	12-103	12-103E
Economy Class - 4-compartments	pc.	170	270	80	210	310	12-104	12-104E
Economy Class - 5-compartments	pc.	170	300	80	210	340	12-105	12-105E
Economy Class - 6-compartments	pc.	170	330	80	210	370	12-106	12-106E
Business Class - 1-compartments	pc.	170	180	80	210	220	12-301	12-301E
Business Class - 2-compartments	pc.	170	210	80	210	250	12-302	12-302E
Business Class - 3-compartments	pc.	170	240	80	210	280	12-303	12-303E
Business Class - 4-compartments	pc.	170	270	80	210	310	12-304	12-304E
Business Class - 5-compartments	pc.	170	300	80	210	340	12-305	12-305E
Business Class - 6-compartments	pc.	170	330	80	210	370	12-306	12-306E
First Class - 1-compartments	Stk.	170	180	80	210	220	12-501	12-501E
First Class - 2-compartments	Stk.	170	210	80	210	250	12-502	12-502E
First Class - 3-compartments	Stk.	170	240	80	210	280	12-503	12-503E
First Class - 4-compartments	Stk.	170	270	80	210	310	12-504	12-504E
First Class - 5-compartments	Stk.	170	300	80	210	340	12-505	12-505E
First Class - 6-compartments	Stk.	170	330	80	210	370	12-506	12-506E



Intercom/doorbell panels 2-column

Model 12

Item	Unit	Box dimensions in mm W · H · D			Front plate W · H		Order number	Stainless steel
Economy Class - 6-compartments	pc.	315	240	80	355	280	12-106/2	12-106/2E
Economy Class - 8-compartments	pc.	315	270	80	355	310	12-108/2	12-108/2E
Economy Class - 10-compartments	pc.	315	300	80	355	340	12-110/2	12-110/2E
Economy Class - 12-compartments	pc.	315	330	80	355	370	12-112/2	12-112/2E
Economy Class - 14-compartments	pc.	315	360	80	355	400	12-114/2	12-114/2E
Business Class - 6-compartments	pc.	315	240	80	355	280	12-306/2	12-306/2E
Business Class - 8-compartments	pc.	315	270	80	355	310	12-308/2	12-308/2E
Business Class - 10-compartments	pc.	315	300	80	355	340	12-310/2	12-310/2E
Business Class - 12-compartments	pc.	315	330	80	355	370	12-312/2	12-312/2E
Business Class - 14-compartments	pc.	315	360	80	355	400	12-314/2	12-314/2E
First Class - 6-compartments	pc.	315	240	80	355	280	12-506/2	12-506/2E
First Class - 8-compartments	pc.	315	270	80	355	310	12-508/2	12-508/2E
First Class - 10-compartments	pc.	315	300	80	355	340	12-510/2	12-510/2E
First Class - 12-compartments	pc.	315	330	80	355	370	12-512/2	12-512/2E
First Class - 14-compartments	pc.	315	360	80	355	400	12-514/2	12-514/2E





III. 130/3





III. 131/1

## Economy Class intercom/doorbell panel

- aluminium intercom grid 21-161
- doorbell button with name plate 21-111
- front available in aluminium coated or anodised version



III. 131/2

## Business Class intercom/doorbell panel

- intercom grid 21-176
- stainless steel doorbell button 21-217E
- flush-mounted, anti-theft name plate, optionally with LED light 21-698



III. 131/3

## First Class intercom/doorbell panel

Housing made of hot-dip galvanised steel sheet to be plastered into wall. Model prepared for on-site built-in loudspeaker, including flush-mounted, LED-ring lit stainless steel doorbell buttons and anti-theft, flush-mounted and LED backlit name plates.

- intercom grid 21-174
- stainless steel doorbell button flush-mounted, white illuminated ring
- flush-mounted, anti-theft name plate, with LED light 21-698

## JU 13 - Parcel locker systems



III. 132/1

Flush-mounted parcel locker system  
with various equipment variants  
with plaster frame 22-236

## JU parcel box solutions

The parcel locker systems described in this catalogue are cost-efficient products suitable for everyday use, which can be customised as needed.

For this purpose, we offer various lock systems in different configurations, which enables us to offer you a tailor-made product at a reasonable price, depending on your requirements, from the simple one-way package collection box through to the recorded transfer and storage system.

As a leading german supplier of mailboxes and mailbox systems, we have extensive experience in the storage of mail, which is also reflected in the ergonomics, stability, rain safety and the production quality of our packaging systems.

At the same time, we also attach great importance to the usage of tried and tested electrical and mechanical components from reputable manufacturers, which also ensure reliable operation for many years.

## Configuration variants

As is already familiar to you from the previous series, we have subdivided the package facilities into configuration lines. You will find the right solution from Economy Class to First Class.

Due to online trading, the acceptance of parcels in the absence of the recipient is becoming more and more important. The parcel locker is a perfect solution for receiving packages, regardless of whether or not you are at home.

**All parcel boxes are manufactured by JU on a make-to-order customised basis.**

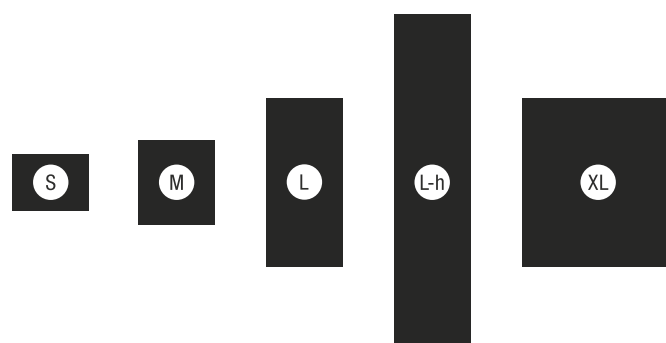
This means that you can choose and combine the most diverse designs. With and without intercom/doorbell box or new, even with track lighting for freestanding systems. Installation examples and information on the equipment of the respective systems can be found on the following pages.

Which compartment sizes are available?

- 6 different sizes of the basic version are currently available.
- The size is based on the standard box formats common in the mail order business:

### Parcel

Compartment type	Dimension in mm B · H · T		
S	300	220	380
M	300	330	380
L	300	660	380
L-h	300	1320	380
XL	600	660	380



### Mailbox Avantgarde

Compartment type	Dimension in mm B · H · T		
M	300	220	380
L	300	330	380



## JU 13 - Parcel locker systems - Economy Class

### Economy Class

- parcel box surface-mounted with mechanical lock
- simple sheet panelling (classic)
- RAL design as specified, powder-coated
- intercom/doorbell compartment with aluminium extrusion profile as intercom grid
- plastic doorbell button, including name plate



III. 134/1

### Economy Class

(simple and functional mechanical design)

- extremely easy to operate
- can be operated with key and combination of numbers
- individually adjustable code with automatic "code cover" function
- no electrical installation required
- maintenance-free
- convenient one-way locking system



III. 134/2



## Lock 1844 operating instructions

Prior to operating the lock, please read the operating instructions carefully!

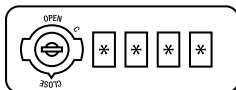
### Safety instructions

- For security reasons, change the factory-set code "3333" to your personal code, as described in point 2.
- Put down your personal code and keep it in a place that is inaccessible to unauthorised persons.
- This lock has an automatic code reset system which resets the dial wheels to "0000" each time the lock is opened and closed. For this reason, do not select "0000" as a personal code.
- If you lose or forget the code, you can open the lock on an emergency basis and recover the current code by means of a master key. To do this, please contact the system administrator.

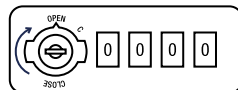


III. 135/1

### 1. Opening the lock

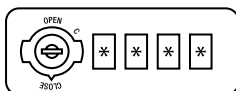


- Enter the factory code "3333" or the personal code "\*\*\*\*\*" to open the lock.



- Turn the knob to "OPEN". (For security reasons, the number dials are automatically reset to "0000")

### 2. Changing the code

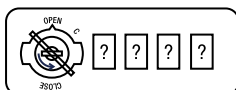


- In the OPEN position, enter the factory code "3333" or the personal code "\*\*\*\*\*".
- Turn the knob to "C".

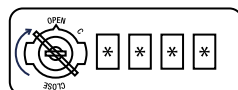


- Set your personal or new code "NNNN".
- Turn back the knob.
- New code "NNNN" is saved!

### 3. Emergency opening/Determining the code



- In CLOSE position, turn the master key all the way to the left.



- Turn the knob to "OPEN". (Current code "\*\*\*\*\*" sets automatically)

### General instructions

- Protect the lock from exposure to water, dust, fire, etc.
- Only use the lock in the temperature range of 0-50 °C.
- Only use a damp cloth for cleaning. Do not use any chemicals.
- Make sure that objects in the cabinet do not block the lock lever.
- Do not oil or grease the lock and number wheels.



III. 135/2

Economy Class mailbox system surface-mounted combined with parcel compartments 08-509  
I/D compartment with intercom grid 21-161  
name plate doorbell button 21-111  
parcel compartment with combination lock 1844  
Classic 20 panelling 22-251

## JU 13 - Parcel locker systems - Business Class

### Business Class

- free standing steles with parcel box, mailbox and code lock
- intercom/doorbell compartment with stainless steel doorbell button and anti-theft name plate
- Nova panelling continuing as stand, optionally for concreting



III. 136/1

### Business Class

(model for sophisticated demands)

- heavy type - 24 mm doors optional
- solid housing
- various applications:  
hotel resort feature, access via TAN system, locker lock, custodian's compartment, etc.



III. 136/2

### Business Class

(model for sophisticated demands)

- heavy type - 24 mm doors, optional
- robust design with lever
- various applications:  
TAN system, freely selectable PIN
- with emergency opening key



III. 136/3

The BURG Combipad lock has two operating modes which can be selected and activated at any time by the user:

## 1. Multi-user mode (safety deposit mode):

This operating mode works just like a hotel safe: In the resting state the compartment is open. To close the compartment, shut the door and enter a freely selectable combination of numbers to engage the lock. Re-enter the PIN to open the lock. Once you have opened the lock, the code used is reset and the lock returns to the initial state. The safety deposit box model is well suited for transfer functions, for example an apartment key, document transfer or the provision of goods outside the opening hours. Of course, the code must be known or communicated to the recipient.

## 2. Fixed access code:

This allows the lock to be opened with the same code. Up to 50 fixed access codes can be set up per lock. This operating mode is particularly good for storing or picking up items of a recurring supplier, for example. Being able to save multiple codes allows additional users to be authorised (supervisor, employee, etc.).

## Power supply

Power supply is ensured by two batteries. If the battery charge level falls below a threshold, this will be displayed on the LED when the lock is closed. When the battery charge falls below the minimum voltage level, the lock can no longer be locked until you replace the battery.



III. 137/1



III. 137/2

Business Class mailbox system, free-standing,  
combined with parcel compartments, model 08-509/522  
I/D compartment with intercom grid 21-176  
doorbell button 21-217E  
with name plate 21-134  
house number engraving  
parcel compartment with Burg Combipad lock  
rear wall  
Nova 20 panelling 22-315



## JU 13 - Parcel locker systems - Business Class



III. 138/1



III. 138/2

Business Class mailbox system, free-standing,  
combined with parcel compartments, model 08-509/522  
I/D compartment with intercom grid 21-176  
doorbell button 21-217E  
with name plate 21-134  
house number engraving designed  
parcel compartment with Eurolock lock  
rear wall  
Nova 20 panelling 22-315

The compact Eurolock combination lock is a functional and robust solution, which is particularly suited for lockers and personal storage compartments.

A four-digit combination of numbers ensures a high security standard. Due to manual release, the control system has extremely low power consumption, which means that the battery does not have to be replaced for a long period of time.

The current charge status of the battery can be displayed on a LED display. If the battery fails, the lock can be opened with a separate key on an emergency basis. The housing consists of a robust cast body without straight edges, a shape that prevents break-in attempts.

### Special design TAN

Both locks can be optionally fitted with a TAN feature (not included in the standard functional scope). In TAN mode, a fixed, one-time PIN is required to open the lock, which follows a fixed list. The PIN expires after use. This method provides a particularly high level of security since a code that was passed in an unauthorised manner is worthless.



III. 139/1

Parcel locker system with installation and engraving compartment. Street name flush-mounted in plexiglas LED-illuminated, as flush-mounted installation.



III. 139/2

Free-standing parcel locker system Business Class, Nova continuous

### First Class

- freestanding parcel locker system, Avantgarde mailbox and intercom and doorbell systems
- ring-illuminated stainless steel pushbutton
- anti-theft, illuminated name plate, opened from the front - all flush-mounted
- LED illuminated house number
- with ParcelLock system and integrated LED track lighting
- design as specified in RAL, powder-coated or stainless steel
- Nova panelling continuing as stand, optionally, for concreting
- H = 1,600 mm portrait or for screwing on  
H = 1,200 mm



III. 140/1

### First Class

(model for sophisticated demands)

- heavy type - 24 mm doors
- proven ParcelLock System with bring and pickup function
- ParcelLock works with all shipping offices



III. 140/2



## Never miss a parcel again!

With our ParcelLock parcel locker systems you can easily receive parcels at home, also when you are not in. And the best thing about it is that ParcelLock works with all shipping offices.

With the ParcelLock app, you always have control over your parcel locker system and can control the receipt and dispatch of parcels to suit your needs.



III. 141/1

## It's that easy

### Flexible solutions

You choose a JU-product with ParcelLock technology, for example for a parcel locker system with a mailbox.

### Login once, use all package services

Register your parcel box in the MyParcelLock customer portal. By default, some of the package services have already been set up, and all other mailboxes can be accessed with just a few clicks.

### Multiple deliveries

Do you expect several deliveries? No problem at all. You can use the transaction history in your customer account to track all deliveries, including the date, time and shipping office.

### Sending returns and parcels

For more convenience, you can have returns and parcels collected online from your parcel locker at no extra charge.

### Feel free to ask our advice

You have a wide range of possibilities to install and assemble different parcel boxes and parcel locker systems. We would be happy to help you.

### Accepting a parcel while being away, Removing a parcel on returning home

You won't miss a parcel in the future. You no longer need to pick them up from your neighbour. Your privacy is protected.

### Secure

The secure TAN procedure from the online banking limits access for one-time delivery down to the minute.



III. 142/1

Omnidirectional barcode reader  
 GSM communication  
 32 bit processor  
 Expansion card  
 Touchscreen  
 Optional: emergency power supply  
 Material: hot-dip galvanised sheet steel  
 Colours: RAL colour chart

Compartment type	Dimension in mm B · H · T			Number
Control compartment	300	660	380	1
Parcel compartment M	300	330	380	2
Parcel compartment L	300	660	380	3
Parcel compartment XL	600	660	380	1
Avantgarde L	300	330	380	6

## MySmartBox

Get involved in this experience!

We work together to develop your own personal product that meets your requirements and applications.

MySmartBox is also suitable for those with restricted mobility and meets European standards.

**100 % customised**

### Options

MySmartBox by JU offers customised products. The number of compartments of the MySmartBox system, as well as the colour, can be put created individually. Colours can be selected from the RAL colour chart.

There is also the possibility of integrating a wardrobe, thermally-insulated compartment or refrigerator compartment.

- Printing and personalising your MySmartBox
- For indoors and outdoors
- Integration or freestanding
- Thermally-insulated or refrigerated

We offer two different solutions depending on architecture or masonry requirements. The important thing is to adhere to the design and functionality of MySmartBox.

When selecting this option, users have the option of having food delivered to a thermally-insulated or refrigerated compartment.

### How does it work?

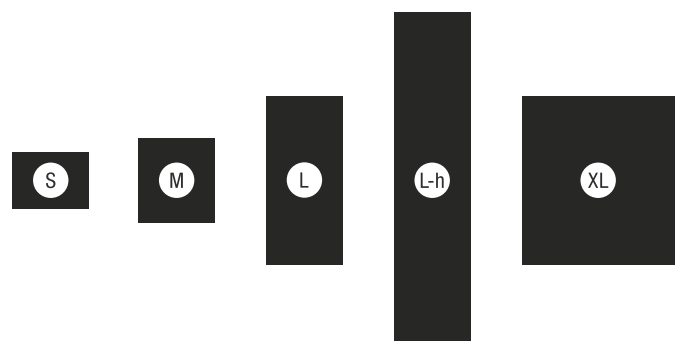
Upon delivery, the delivery person selects the appropriate parcel compartment, so the goods remain at an appropriate temperature.

## Which compartment sizes are available?

- There are currently five compartment sizes, two letter box sizes and three optional extras to choose from.
- The optional extras are wardrobe, thermally-insulated and refrigeration compartments.
- The size is based on the standard box formats common in the mail order business:

## Parcel

Compartment type	Dimension in mm B · H · T		
S	300	220	380
M	300	330	380
L	300	660	380
L-h	300	1320	380
XL	600	660	380



## Mailbox Avantgarde

Compartment type	Dimension in mm B · H · T		
M	300	220	380
L	300	330	380



Model	<p><b>MySmartBox parcel compartment system from JU</b></p> <p>The module consists of a controller with connected package compartments. The number depends on the need. The approximate calculation is one parcel compartment for every five residential units.</p>
Controller	<p><b>The system comprises:</b></p> <p>A screen with which the parcel recipient can be identified and selected from a list. The controller allows a suitable compartment size to be selected. The delivery process is completed by sending an SMS with the delivery notification and the key code to the recipient's mobile phone.</p>
Colour	<p><b>Standard colours:</b></p> <p>Aluminium grey (RAL 9007)          Anthracite grey (RAL 7016)          Black-brown (RAL 8022)          White (RAL 9016)          DB703</p> <p>Other colours are available on request according to the RAL colour chart and printing.</p>
System design	<p>The system can be customised according to customer requirements. Rears of the boxes and doors are made of hot-dip galvanised sheet steel with a powder coating. The parcel compartment systems can be delivered either as a free-standing version for screwing to the floor or prepared for wall mounting.</p>
Locks	<p>Electromechanical rotary bolt lock with emergency opening device.          Automatic push-to-open lock.</p>
Screen	<p>Capacitive screen 4.3 " (10.9 cm) with backlight and 3 mm protective glass.          With a standby function to minimise energy use.</p>
Integrated barcode reader	<p>Multi-directional laser scanner for the quick and reliable transfer of barcodes.</p>
Power supply	<p>230 V mains connection, control and locks are supplied by means of a multi-fused switching power supply with a nominal voltage of 12 V.</p>
Communication	<p>Data transfer takes place via the GSM mobile network. A SIM card will be provided for all common mobile operators. The system has a separate internal antenna to ensure a reliable connection.</p>
System core	<p>Management using a 32-bit processor. Base board manages up to 6 compartments. Up to 63 package compartments can be managed thanks to cascable expansion cards.</p>
Software	<p>User management • Remote maintenance • Event logging</p>
Emergency power supply	<p>As an option, the parcel compartment system can be protected against power failure with a UPS system. The backup battery allows the system to operate for a certain period of time in the event of a temporary power failure.</p>



## Operating instructions



For letters: Open the flap and put the envelope inside.



Simply unlock the door and take your letter out.



For parcels: Press the button next to/ below the display for parcel delivery.



Tap the "Insert" field and follow the instructions on the display.



A parcel compartment of the selected size opens.



Place the parcel in the open compartment and close the door to complete the delivery process.



Tap the "Remove" field and follow the instructions on the display.



Remove the parcel from the open parcel compartment.



Close the parcel compartment to release it for the next parcel.



III. 146/1

Shadow gap frame  
(aluminium or stainless steel)  
Model series 04/05/08



III. 146/2

Plaster frame 20 mm  
(aluminium or stainless steel)  
Model series 04/05/08



III. 146/3

Plaster frame 40 mm  
(aluminium or stainless steel)  
Model series 04/05/08



III. 146/4

Round profile plaster frame  
(aluminium)  
Model series 04/08



III. 146/5

Flat profile panelling



III. 146/6

Flat profile panelling  
(110 mm deep)



III. 146/7

Classic 20 mm  
Model series 02/04/08



III. 146/8

Classic 40 mm  
Model series 02/04/08



III. 146/9

Sky II  
Model series 04/08/fence



III. 147/1

Libra 20 mm  
Model series 02/04/08



III. 147/2

Libra 40 mm  
Model series 02/04/08



III. 147/3

Round edge panelling  
from 150 mm box depth  
Model series 02/08



III. 147/4

Round profile panelling  
Model series 04



III. 147/5

Compact panelling  
Model series 04



III. 147/6

Compact panelling  
Model series 08



III. 147/7

Elegance  
Model series 08



III. 147/8

Hull panelling  
Nova 20 mm  
Model series 02/04/08



III. 147/9

Hull panelling  
Nova 40 mm  
Model series 02/04/08



III. 148/1

Vita  
20 mm



III. 148/2

Vita  
40 mm



III. 148/3

Signa  
Model series 04/08



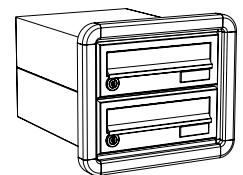
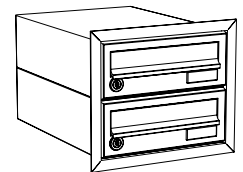
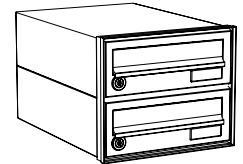
III. 148/4

Trapezoidal panelling  
Model series 08

## Frame for model series 04/08

## Model 22

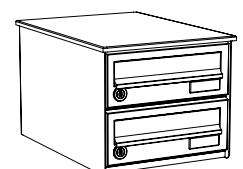

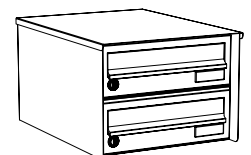
Item	Unit	Dimensions in mm W · H · D			Order number
Aluminium shadow gap frame	per m	12	2		22-234
Stainless steel shadow gap frame	per m	12	2		22-234E
Aluminium plaster frame square design	per m per m	20 40	40	1,5	22-236 22-240
Stainless steel plaster frame square design	per m per m	20 40	40	1,5	22-236E 22-240E
Aluminium round profile plaster frame incl. aluminium cast corners	per m	54	35	2	22-237



## Panels for model series 04/08

## Model 22

Item	Unit	Dimensions in mm W · H · D			Order number
Aluminium panelling, close-fitting lateral, top, bottom Model 04 (without figure)	per m		1,5		22-241
Model 08 (as shown in figure)	m²		1,0		22-242
Stainless steel panelling, close-fitting lateral, top, bottom Model 04 (without figure)	per m		1,5		22-241E
Model 08 (as shown in figure)	m²		1,0		22-242E
Aluminium flat profile panelling including corners for compartment depth 110 mm uniform overhand on the top and on the sides 40 mm as rain protection	per m				22-242N
without overhang (110 mm deep)	per m				22-242K
Classic 20 suitable for surface-mounted and freestanding installation Model 04 (without figure)	per m		1,5		22-250
Model 08 (as shown in figure)	m²		1,5		22-251
Stainless steel suitable for surface-mounted and freestanding installation Model 04 (without figure)	per m		1,5		22-250E
Model 08 (as shown in figure)	m²		1,5		22-251E



## Model 22


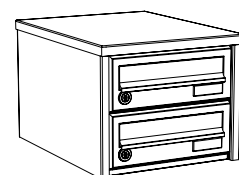

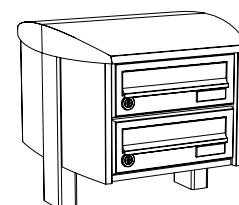
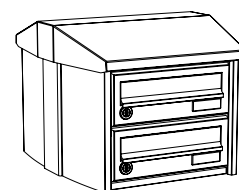

Panels for model series 04/08

	Item	Unit	Dimensions in mm W · H · D			Order number
	<b>Classic 40</b> suitable for surface-mounted and freestanding installation					
	Model 04 (without figure)	per m		1,5		22-260
	Model 08 (as shown in figure)	m <sup>2</sup>		1,5		22-261
	<b>Stainless steel</b> suitable for surface-mounted and freestanding installation					
	Model 04 (without figure)	per m		1,5		22-260E
	Model 08 (as shown in figure)	m <sup>2</sup>		1,5		22-261E
	<b>Libra 20</b> especially suitable for surface-mounted installation					
	Model 04 (without figure)	per m		1,5		22-270
	Model 08 (as shown in figure)	m <sup>2</sup>		1,5		22-271
	<b>Stainless steel</b> especially suitable for surface-mounted installation					
	Model 04 (without figure)	per m		1,5		22-270E
	Model 08 (as shown in figure)	m <sup>2</sup>		1,5		22-271E
	<b>Libra 40</b> especially suitable for surface-mounted installation					
	Model 04 (without figure)	per m		1,5		22-280
	Model 08 (as shown in figure)	m <sup>2</sup>		1,5		22-281
	<b>Stainless steel</b> especially suitable for surface-mounted installation					
	Model 04 (without figure)	per m		1,5		22-280E
	Model 08 (as shown in figure)	m <sup>2</sup>		1,5		22-281E
	<b>Sky</b> suitable for freestanding installation only					
	Model 04 (without figure)	per m		1,5		22-290
	Model 08 (as shown in figure)	m <sup>2</sup>		1,5		22-291
	<b>Stainless steel</b> suitable for freestanding installation only					
	Model 04 (without figure)	per m		1,5		22-290E
	Model 08 (as shown in figure)	m <sup>2</sup>		1,5		22-291E
	<b>Aluminium round edge panelling</b> incl. aluminium cast corners available from 170 mm deep	m <sup>2</sup>				22-245
	<b>Alu-round profile panelling</b> incl. aluminium cast corners					
	compartment depth 110 mm	per m	130	30	2	22-243N
	compartment depth 150 mm	per m	170	30	2	22-443N

Panels for model series 04/08

Model 22



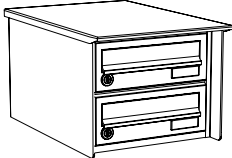

Item	Unit	Dimensions in mm W · H · D		Order number
<b>Compact made of aluminium</b>				
Model 04 (as shown in figure)	per m		1,5	22-650
Model 08 (as shown in figure)	m <sup>2</sup>		1,5	22-652
<b>Compact made of stainless steel</b>				
Model 04 (as shown in figure)	per m		1,5	22-650E
Model 08 (as shown in figure)	m <sup>2</sup>		1,5	22-652E
<b>Elegance made of aluminium</b>	m <sup>2</sup>		1,5	22-680
Model 08				
<b>Nova 20</b>				
Model 04 (as shown in figure)	per m	20	1,5	22-300
Model 08 (as shown in figure)	m <sup>2</sup>	20	1,5	22-315
<b>Stainless steel</b>				
Model 04 (as shown in figure)	per m	20	1,5	22-300E
Model 08 (as shown in figure)	m <sup>2</sup>	20	1,5	22-315E
<b>Nova 40</b>				
Model 04 (as shown in figure)	per m	20	1,5	22-320
Model 08 (as shown in figure)	m <sup>2</sup>	20	1,5	22-335
<b>Stainless steel</b>				
Model 04 (as shown in figure)	per m	20	1,5	22-320E
Model 08 (as shown in figure)	m <sup>2</sup>	20	1,5	22-335E
<b>Nova 20 continuous</b>				
Model 04 (as shown in figure)	per m	30	1,5	22-301
Model 08 (as shown in figure)	m <sup>2</sup>	30	1,5	22-316
<b>Stainless steel continuous</b>				
Model 04 (as shown in figure)	per m	30	1,5	22-301E
Model 08 (as shown in figure)	m <sup>2</sup>	30	1,5	22-316E
<b>Nova 40 continuous</b>				
Model 04 (as shown in figure)	per m	30	1,5	22-321
Model 08 (as shown in figure)	m <sup>2</sup>	30	1,5	22-336
<b>Stainless steel continuous</b>				
Model 04 (as shown in figure)	per m	30	1,5	22-321E
Model 08 (as shown in figure)	m <sup>2</sup>	30	1,5	22-336E






## Model 22

Panels for model series 04/08

	Item	Unit	Dimensions in mm W · H · D			Order number
	<b>Vita 20</b>					
	especially suitable for surface-mounted installation (as shown in figure)	per m	20	1,5		22-400
	(as shown in figure)	m <sup>2</sup>	20	1,5		22-405
	<b>Stainless steel</b>					
	especially suitable for surface-mounted installation (as shown in figure)	per m	20	1,5		22-400E
	(as shown in figure)	m <sup>2</sup>	20	1,5		22-405E
	<b>Vita 40</b>					
	especially suitable for surface-mounted installation (as shown in figure)	per m	20	1,5		22-410
	(as shown in figure)	m <sup>2</sup>	20	1,5		22-415
	<b>Stainless steel</b>					
	especially suitable for surface-mounted installation (as shown in figure)	per m	20	1,5		22-410E
	(as shown in figure)	m <sup>2</sup>	20	1,5		22-415E
	<b>Signa</b>					
	suitable for surface-mounted and freestanding installation (as shown in figure)	per m	20			22-420
	(without figure)	m <sup>2</sup>	20			22-425
	<b>Stainless steel</b>					
	suitable for surface-mounted and freestanding installation (as shown in figure)	per m	20			22-420E
	(without figure)	m <sup>2</sup>	20			22-425E
	<b>Rear wall</b>					
	required for all freestanding systems					
	aluminium	m <sup>2</sup>		1,5		22-242R
	stainless steel	m <sup>2</sup>		1,5		22-242RE
	<b>Trapezoidal panelling</b>					22-247
	welded aluminum construction for outdoor use					

## Model 22

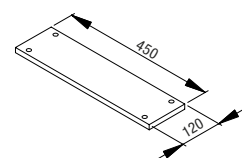
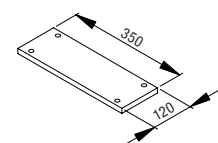
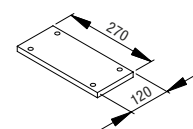



Frame for model series 05 (Avantgarde)

	Item	Unit	Dimensions in mm W · H · D			Order number
	Aluminium shadow gap frame	per m	12	2		22-560
	Stainless steel shadow gap frame	per m	12	2		22-560E
	Aluminium plaster frame	per m	20	40	1,5	22-520
		per m	40	40	1,5	22-540
	Stainless steel plaster frame	per m	20	40	1,5	22-520E
		per m	40	40	1,5	22-540E

Panels for model series 05 (Avantgarde)

Model 22

Item	Unit	Dimensions in mm W · H · D	Order number
<b>Close-fitting panelling</b> 2 mm sheet, surrounding (as shown in figure) (without figure)	per m m <sup>2</sup>	150 280/380	22-542 22-543
<b>Stainless steel</b> 2 mm sheet, surrounding (as shown in figure) (without figure)	per m m <sup>2</sup>	150 280/380	22-542E 22-543E
<b>NOVA panelling</b> standard design (as shown in figure) (without figure) (without figure)	per m m <sup>2</sup> m <sup>2</sup>	150 280 380	22-500 22-501 22-502
<b>Stainless steel</b> standard design (as shown in figure) (without figure) (without figure)	per m m <sup>2</sup> m <sup>2</sup>	150 280 380	22-500E 22-501E 22-502E
<b>NOVA panelling</b> continuing as stand (as shown in figure) (without figure) (without figure)	per m m <sup>2</sup> m <sup>2</sup>	150 280 380	22-505 22-510 22-515
<b>Stainless steel</b> continuing as stand (as shown in figure) (without figure) (without figure)	per m m <sup>2</sup> m <sup>2</sup>	150 280 380	22-505E 22-510E 22-515E
<b>Rear wall</b> for freestanding systems aluminium stainless steel	m <sup>2</sup>		22-542R 22-542RE
<b>Base plates</b> <b>For mailbox</b> 150 mm deep aluminium stainless steel	pc.		22-512 22-512E
<b>For mailbox</b> 280 mm deep aluminium stainless steel	pc.		22-517 22-517E
<b>For mailbox</b> 380 mm deep aluminium stainless steel	pc.		22-518 22-518E





III. 154/1

Rectangular tube frame  
20-311  
up to a system width of 2,500 mm



III. 154/2

Round tube frame  
20-321  
up to a system width of 1,800 mm



III. 154/3

Oval tube frame  
20-401  
up to a system width of 3,000 mm



III. 154/4

Rectangular tube stands  
20-315  
up to a system width of 2,000 mm



III. 154/5

Round tube stands  
20-325  
up to a system width of 1,500 mm



III. 154/6

Oval tubular stands  
20-405  
up to a system width of 2,500 mm



III. 154/7

Round profile panelling continuous  
22-243S (110 mm deep)



III. 154/8

Round profile panelling continuous  
22-243S (110 mm deep)  
22-443S (150 mm deep)



III. 155/1

Cylindrical stand Ø 120 mm  
20-340



III. 155/2

Cylindrical stand Ø 190 mm  
20-350



III. 155/3

Square stand  
20-370



III. 155/4

Rectangular stand  
20-385

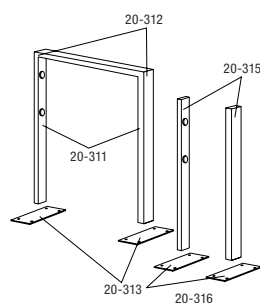


III. 155/5

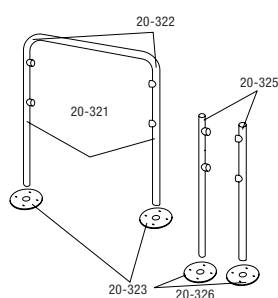
Double rectangular stand  
20-500

## Model 20

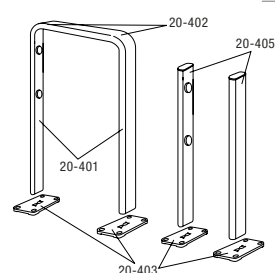
Tubular frame for model series 04/08



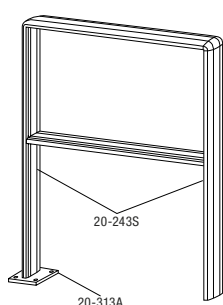
Item	Unit	Dimensions in mm W · H · D			Order number
Rectangle tube frame made of aluminium profile	per m	80	40		20-311
welded corner	pc.				20-312
base plate	pc.	120	200	8	20-313
traverse cross bar	per m				20-314
Rectangle tube made of stainless steel	per m	80	40		20-311E
welded corner	pc.				20-312E
base plate	pc.	120	200	6	20-313E
traverse cross bar	per m				20-314E
Rectangle tube stands made of aluminium profile	per m	80	40		20-315
base plate	pc.	120	200	8	20-316
Rectangle tube stands made of stainless steel	per m	80	40		20-315E
base plate	pc.	120	200	6	20-316E



Item	Unit	Dimensions in mm Ø · D			Order number
Stainless steel round tube frame	per m	60			20-321
curved part	pc.				20-322
base plate	pc.	200	6		20-323
traverse cross bar	per m				20-324
Stainless steel round tube frame	per m	60			20-321E
curved part	Stk.				20-322E
base plate	pc.	200	6		20-323E
traverse cross bar	per m				20-324E
Round tube stands made of aluminium profile	per m	60			20-325
base plate	pc.	200	6		20-326
Stainless steel round tube stands	per m	60			20-325E
base plate	pc.	200	6		20-326E



Item	Unit	Dimensions in mm W · H · D			Order number
Oval aluminum tube frame	per m	114	50		20-401
curved part	pc.				20-402
base plate	pc.	150	220	15	20-403
traverse cross bar	per m				20-404
Oval aluminum tube stand	per m	114	50		20-405
base plate	pc.	150	220	15	20-403
traverse cross bar	per m				20-404

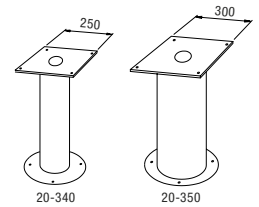


Item	Unit	Dimensions in mm W · H · D			Order number
Alu-round profile panelling					
continuing as frame,					
up to a system width of 1,500 mm					
(only for model 04; 110 mm deep boxes)					
alu-round profile panelling	per m	130	30		22-243S
base plate	pc.	120	200	6	20-313A
(only for model 04; 150 mm deep boxes)					
alu-round profile panelling	per m	170	30		22-443S
base plate	pc.	120	240	6	20-413A

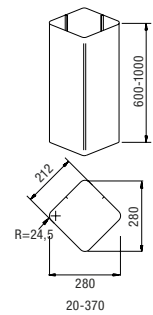
Tubular feet for model series 08  
Tubular stands are made of aluminium, coated  
Tubular stands (folded) are available in stainless steel: Price on request

Model 20

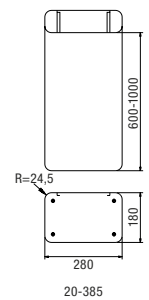
Item	Unit	Order number
Cylindrical stand aluminium Ø 120 mm with base plate Ø 250 mm	per m	20-340
Stainless steel Ø 130 mm	per m	20-340E
Cylindrical stand aluminium Ø 190 mm with base plate Ø 300 mm	per m	20-350



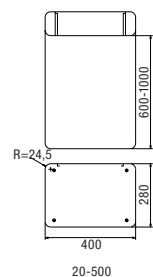
Square stand, concealed installation aluminium round-cornered with mounting door	per m	20-370
Stainless steel	per m	20-370E











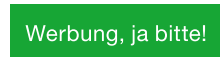








Rectangle stand, concealed installation aluminium round-cornered with mounting door	per m	20-385
Stainless steel	per m	20-385E



Double rectangle stand, concealed installation aluminium round-cornered with mounting door	per m	20-500
Stainless steel	per m	20-500E










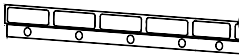




## Model 21

	Item	Dimensions in mm		Puncidimensioning		Write-on label		Order number
		W	H	W	H	W	H	
	Lighting button, gray, with LED illumination	65	22	61	18	54	12	21-100
	Lighting button, brown, with LED illumination	65	22	61	18	54	12	21-101
	Lighting button, white, with LED illumination	65	22	61	18	54	12	21-102
	Cover, red, for lighting button 21-101/102							21-103
	Combi button, silver, anti-theft	75	21	71	18	44	12	21-104
	Combi button, white, anti-theft	75	21	71	18	44	12	21-105
	Combi button, brown, anti-theft	75	21	71	18	44	12	21-106
	housing made of robust metal (with name plate change key) anodised colours 1, 2, 3, C34 possible without lighting							
	Doorbell button with name plate, gray	65	22	61	18	54	12	21-113
	Doorbell button with name plate, white	65	22	61	18	54	12	21-111
	Doorbell button with name plate, brown	65	22	61	18	54	12	21-110
	Cover for 21-111, crystal clear							21-492
	Doorbell button with name plate and LED illumination							
	Doorbell button with name plate, illuminated, gray	65	22	61	18	54	12	21-113B
	Doorbell button with name plate, illuminated, white	65	22	61	18	54	12	21-111B
	Doorbell button with name plate, illuminated, brown	65	22	61	18	54	12	21-110B
	Doorbell button made of stainless steel, rust-free	Ø 21		Ø 18				21-217E
	Doorbell button made of aluminium, EV1 anodised	Ø 21		Ø 18				21-217EV
	Lighting illuminated button with stainless steel socket, rust-free, with LED illumination (as shown in fig.)	Ø 22		Ø 16				21-118GE
	Lighting illuminated button, socket, silver, anodised EV1, with LED lighting (without figure)	Ø 22		Ø 16				21-118GEV
	Doorbell button made of aluminium, EV1 anodised							
	Lighting illuminated button with stainless steel socket, rust-free, with LED illumination (as shown in fig.)							
	Lighting illuminated button, socket, silver, anodised EV1, with LED lighting (without figure)							
	Lighting illuminated button, socket, silver, anodised EV1, with LED lighting (without figure)							
	Name plate made of plexiglas	67	22	61	18	60	15	21-255
	Name plate made of plexiglas							
	Name plate made of plexiglas							
	Name plate made of plexiglas							
	Insert label, printed "No junk mail please", matches name plate 21-251 and 21-255							21-145
	Insert label, engraved "No junk mail, please", resopal white/black, matches anti-theft name plate 21-134							21-146
	Insert label, engraved "No junk mail, please", resopal white/black, matches anti-theft name plate 21-134							21-146
	Insert label, engraved "No junk mail, please", resopal white/black, matches anti-theft name plate 21-134							21-146
	Insert label, engraved "No junk mail, please", resopal white/black, matches anti-theft name plate 21-134							21-146
	Insert label, engraved "No junk mail, please", resopal white/black, matches anti-theft name plate 21-134							21-146
	Insert label, engraved "No junk mail, please", resopal white/black, matches anti-theft name plate 21-134							21-146
	Insert label, engraved "No junk mail, please", resopal white/black, matches anti-theft name plate 21-134							21-146
	Insert label, engraved "No junk mail, please", resopal white/black, matches anti-theft name plate 21-134							21-146
	Insert label, engraved "No junk mail, please", resopal white/black, matches anti-theft name plate 21-134							21-146
	Insert label, engraved "No junk mail, please", resopal white/black, matches anti-theft name plate 21-134							21-146
	Insert label, engraved "No junk mail, please", resopal white/black, matches anti-theft name plate 21-134							21-146
	Insert label, engraved "No junk mail, please", resopal white/black, matches anti-theft name plate 21-134							21-146
	Insert label, engraved "No junk mail, please", resopal white/black, matches anti-theft name plate 21-134							21-146
	Insert label, engraved "No junk mail, please", resopal white/black, matches anti-theft name plate 21-134							21-146
	Insert label, engraved "No junk mail, please", resopal white/black, matches anti-theft name plate 21-134							21-146
	Insert label, engraved "No junk mail, please", resopal white/black, matches anti-theft name plate 21-134							21-146
	Insert label, engraved "No junk mail, please", resopal white/black, matches anti-theft name plate 21-134							21-146
	Insert label, engraved "No junk mail, please", resopal white/black, matches anti-theft name plate 21-134							21-146
	Insert label, engraved "No junk mail, please", resopal white/black, matches anti-theft name plate 21-134							21-146
	Insert label, engraved "No junk mail, please", resopal white/black, matches anti-theft name plate 21-134							21-146
	Insert label, engraved "No junk mail, please", resopal white/black, matches anti-theft name plate 21-134							21-146
	Insert label, engraved "No junk mail, please", resopal white/black, matches anti-theft name plate 21-134							21-146
	Insert label, engraved "No junk mail, please", resopal white/black, matches anti-theft name plate 21-134							21-146
	Insert label, engraved "No junk mail, please", resopal white/black, matches anti-theft name plate 21-134							21-146
	Insert label, engraved "No junk mail, please", resopal white/black, matches anti-theft name plate 21-134							21-146
	Insert label, engraved "No junk mail, please", resopal white/black, matches anti-theft name plate 21-134							21-146
	Insert label, engraved "No junk mail, please", resopal white/black, matches anti-theft name plate 21-134							21-146
	Insert label, engraved "No junk mail, please", resopal white/black, matches anti-theft name plate 21-134							21-146
	Insert label, engraved "No junk mail, please", resopal white/black, matches anti-theft name plate 21-134							21-146
	Insert label, engraved "No junk mail, please", resopal white/black, matches anti-theft name plate 21-134							21-146
	Insert label, engraved "No junk mail, please", resopal white/black, matches anti-theft name plate 21-134							21-146
	Insert label, engraved "No junk mail, please", resopal white/black, matches anti-theft name plate 21-134							21-146
	Insert label, engraved "No junk mail, please", resopal white/black, matches anti-theft name plate 21-134							21-146
	Insert label, engraved "No junk mail, please", resopal white/black, matches anti-theft name plate 21-134							21-146
	Insert label, engraved "No junk mail, please", resopal white/black, matches anti-theft name plate 21-134							21-146
	Pendulum name plate			82	32	60	15	21-128
	Pendulum name plate							
	Pendulum name plate							
	Pendulum name plate							











## Model 21

Item	Dimensions in mm W · H	Write-on label w · H	Order number	
Doorbell button made of stainless steel surface-mounted, white illuminated ring			21-216WE	
Doorbell button made of stainless steel surface-mounted, blue illuminated ring			21-216BL	
Doorbell button made of stainless steel surface-mounted, red illuminated ring			21-216RO	
Doorbell button made of stainless steel flush-mounted			21-216FE	
Doorbell button made of stainless steel flush-mounted, white illuminated ring			21-216FW	
Doorbell button made of stainless steel flush-mounted, blue illuminated ring			21-216FB	
Doorbell button made of stainless steel flush-mounted, red illuminated ring			21-216FR	
Name plate anti-theft, flush-mounted, made of plexiglas	87 26	56 13,5	21-134	
Name plate anti-theft, flush-mounted, made of plexiglas with stainless steel name plate	87 26	56 13,5	21-134E	
Name plate anti-theft, flush-mounted, made of plexiglas with anodised name plate	87 26	56 13,5	21-134EV	
Name plate anti-theft, flush-mounted, made of plexiglas with resopal name plate	87 26	56 13,5	21-134RP	
Name engraving on request!				
LED lighting module matches name plate (21-134, 21-134E, 21-134EV, 21-134RP)			21-698	
Roof overhang extension 70 mm for Nova panelling including LED lighting			21-697	
Roof overhang extension 70 mm for Nova panelling including LED lighting 21-697 stainless steel	400 70		21-850	
Information module with LED lighting and flush-mounted acrylic glass	70 70		21-850E 21-690	










## 21 - Spare parts/accessories

### Model 21


	Item	Dimensions in mm W · H	Puncidimensioning W · H	Order number
	Aluminium intercom grid	95 82,5	90 80	21-161
	Intercom grid		95 70	21-176
	Intercom grid		72 60	21-174
	Cylinder lock with flat front, 2 keys (standard installation)			21-109
	Spare set of keys for lockings B			21-121
	Cylinder lock reinforced version with 2 keys			21-120
	Spare set of keys for lockings			21-122
	Master key without security certificate			21-131
	Turn lock			21-126
	Cylinder lock for HS facility, with 2 keys with security certificate			21-140

Model 21

Item	Order number	
<b>Master key</b> for HS facility with security certificate	21-141	
<b>Spare set of keys</b> for HS facility with security certificate	21-142	
<b>Cylinder lock</b> with double lock lateral and bottom (without figure)	21-135	
<b>Cylinder lock</b> with a three-point lock, lateral, bottom and top (as shown in figure)	21-136	
<b>Box lock, incl. profile half cylinder</b> (available for 24 mm doors only) delivery, including lock case and profile half cylinder	21-200	
<b>Box lock, incl. profile half cylinder</b> delivery, including lock case and profile half cylinder with double lock	21-201	
<b>Box lock, incl. profile half cylinder</b> delivery, including lock case and profile half cylinder with a three-point lock	21-202	
<b>Key switch</b>	20-1020S	
<b>Lamella protection device</b>	20-305	
<b>Combination lock 1844</b> metal housing	21-313	
<b>Combipad lock</b> metal housing, for heavy type, with 24 mm door	21-314	


## Model 21

Labels and engravings for stainless steel

	Font height		Order number foil labelling	Order number engraved	Order number completely engraved
	up to 15 mm		25-100F	25-100E	25-200E
	16 - 20 mm		25-101F	25-101E	25-201E
	21 - 40 mm		25-102F	25-102E	25-202E
	41 - 60 mm		25-103F	25-103E	25-203E
	61 - 80 mm		25-104F	25-104E	25-204E
	81 - 100 mm		25-105F	25-105E	25-205E
	101 - 200 mm		25-106F	25-106E	25-206E
	NEWSPAPERS	20 mm portrait	25-301F	25-301E	
	NEWSPAPER	20 mm portrait	25-302F	25-302E	
	PAPER	20 mm portrait	25-303F	25-303E	

## Model 21

Labels and engravings for aluminium and plexiglas

	Font height		Order number foil labelling	Order number engraved	Order number completely engraved
	up to 15 mm		25-100F	25-100	25-200
	16 - 20 mm		25-101F	25-101	25-201
	21 - 40 mm		25-102F	25-102	25-202
	41 - 60 mm		25-103F	25-103	25-203
	61 - 80 mm		25-104F	25-104	25-204
	81 - 100 mm		25-105F	25-105	25-205
	101 - 120 mm		25-106F	25-106	25-206
	NEWSPAPERS	20 mm portrait	25-301F	25-301	
	NEWSPAPER	20 mm portrait	25-302F	25-302	
	PAPER	20 mm portrait	25-303F	25-303	

Engraved with  
acrylic glass fitted

Prices for other fonts on request  
Prices for fonts are per letter and number in accordance with DIN 1451  
Fine-layer coating is not possible.

## Fonts

We can implement many TrueType fonts as engravings according to your specifications or your template. Please clarify the details beforehand with us. Please note that a retaining bar remains visible in engravings. To place an order, please indicate precise information, which ensures the exact positioning of the engraving, preferably with a drawing or sketch. In addition, the engraving text must always be typed, otherwise we will not be liable for any typographical errors. The default font is Arial.

- Engraving,  
designed in accordance with RAL specification



- Engraved and illuminated  
model series 01, 02, 05, 06  
by default with acrylic glass, flush-mounted  
model series 04, 08  
with acrylic glass fitted



- Foil printing



- Raised letters  
illuminated



## Symbols and logos

We can engrave company logos and trademarks in accordance with your specifications. To do this, we would need a reproducible sample in a vector-oriented file format (.cdr, .wmf). CAD files (.dxf and .dwg) are optimum in accordance with the DOS naming convention (8 + 3 characters). If you only have pixel formats (.bmp, .tif etc.), you should first discuss the details with us.

Pricing on request

## Definitions of DIN EN 13 724

DIN EN 13724 replaces the previously valid DIN 32617 and specifies the requirements and test methods for mail slots which are valid in accordance with the manufacturer installation instructions. DIN EN 13724 considers protection and break-in safety as well as user-friendliness and security for the user and ergonomics and efficiency for the deliverer. The mailboxes marked with DIN EN 13724 or DIN in the JU catalogue comply without exception with their requirements laid down in the standard. DIN EN 13724, among other things, contains the following provisions (excerpt):

### Type 1

1. Use in outdoor areas
2. Indoor use
3. Mail slots in through-wall mailboxes
4. Mail slot in doors or door side wall

### Larger formats

1. Portrait format  
Mail slot opening 30 - 40 x 325 - 440 mm
2. Landscape format  
Mail slot opening 30 - 40 x 230 - 280 mm

### Corrosion and water intrusion

- Grade 0 No specified resistance
- Grade 3 Good resistance
- Grade 4 Very good resistance

### Security (burglary prevention)

- Grade 1 Standard resistance  
(e.g. 200 different lockings)
- Grade 2 Increased resistance  
(e.g. 500 different lockings)

### Installation height of mail slot opening

For ergonomic reasons, the slot should range between 700 and 1,700 mm (for intercom systems, we recommend 1,200 to 1,450 mm height).

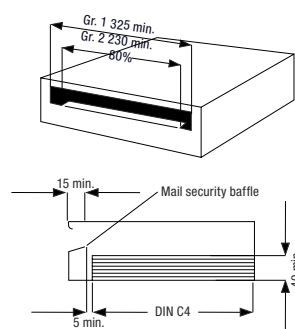
Furthermore, DIN EN 13724 contains guidelines and notes on the effort required to open and close the flap, fire protection regulations, confidentiality, removal safety, distance measurements, mail stacking height. The fulfillment of the DIN EN 13724 requirements must be proven by the correspondingly defined test requirements.

## General information

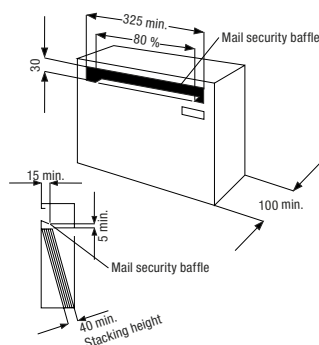
Mailboxes, tray folds and letter distribution systems are to be arranged in such a way that they are at any time easily accessible and handy, whereby private banks of mailboxes and individual inhouse mailboxes should be attached in such a way that they can be operated without entering the buildings.

### Note:

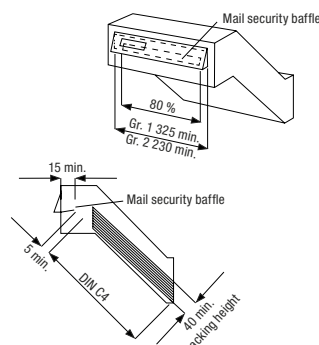
According to Landgericht Berlin, judgment as of 11.05.1990, AZ 29 S 20/90, non-compliance with the DIN standards resulted in rent reductions.



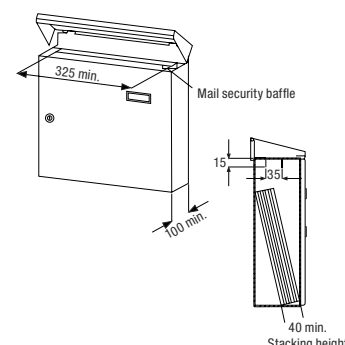
horizontal boxes type B



vertical boxes type A



diagonal boxes type C



vertical boxes type A Insertion from top

## Warranty

JU grants a 5-year warranty to all components and a 10-year warranty against rust. During this time period, we will eliminate all bureaucratic and non-bureaucratic defects that are demonstrably based on material and manufacturing errors which substantially impair system functioning.

Furthermore, we have all spare parts available on a continuous basis, even for the models whose warranty period has already expired. However, please clarify the details with us at all times in order to avoid incorrect deliveries! The following is not covered by the warranty: Damages resulting from non-observance of the instructions for use and maintenance, improper handling, vandalism or normal wear and tear. This also includes the field of electronic accessories. The warranty shall become null and void in the event of interventions by unauthorised persons. The manufacturer is not liable for damages caused by improper transportation, assembly, operation or use!

Please take an active part in environmental protection activities. Paper, cardboard and plastic from packaging are valuable raw materials that can be recycled. Separate the packaging waste and return it to the local collection points, because the economical use of raw materials is active protection of the environment.

## Delivery time

Indication of the delivery week means the date of dispatch from the factory or delivery warehouse.

## DIN standard

All our products marked with the DIN symbol comply with DIN EN 13724.



## Dimensions

The dimensions are indicated in the following order: width - height - depth in mm. They are valid for each individual compartment with the DIN tolerances.

## Technical tips

### Locks

Mailbox locks are available in standard version with two-point locks and as reinforced locks. Special punchings for the integration of locking system cylinders from third-party manufacturers are possible after specifying the product used.

### Name plates

Name plates are available in a standard version (plastic plate) in anti-vandal design as well as theft-proof screw-on plates with or without a name engraving.

### Doorbell button/light button

Doorbell buttons are available in round design as push-buttons, as a combi button (name plate with integrated doorbell button), as well as as a button made of stainless steel, illuminated or non-illuminated.

### Intercom grid

Intercom grids are available in standard version made of aluminum profile as well as for steel and stainless steel parts in laser-finished design (customer-specific patterns can be taken into account).

### Engravings

Aluminum components can be engraved or completely engraved. Engraving in stainless steel is possible in engraved and deposited versions, whereby perforations can be backlit. In addition, all Windows compatible fonts (TrueType) are possible in font heights or based on the space available. Special engravings (symbols, coat of arms etc.) can be made upon prior consultation.

For more information on engraving, see page 162.



## Powder-coatings

The powder-coating for JU products has a layer density of 100 µm and is baked at approx. 200 °C.

The colouring is possible with all colours of the RAL colour chart, whereby assemblies can be designed in different colour shades.

Assemblies made of aluminum can be provided with anodised coloured tones according to the colour table of the main catalogue.

## JU colour palette

The colour reproduction according to the JU colour palette on page 170 is only approximation. The RAL colour, the anodised colour and the RAL colour chart are binding for the precise colour.

Due to different material characteristics, a 100 % colour match is not possible. This also applies upon presentation of a colour sample. Therefore, certain colour variations are inevitable. In the event of slight colour deviations within the light-dark tolerance as well as in the case of anodised parts, slight deviations can be acceptable for the customer.

## Our delivery conditions

Our general conditions of sale apply to all deliveries and offers. All deviating arrangements require our confirmation in writing.

In addition, the statutory provisions apply.

Up to a net value of EUR 500.- delivery is not free of charge. Starting from EUR 500.- delivery is free.

Up to a net value of EUR 150.- we charge a packaging cost of EUR 2.50.

Up to EUR 250.- 3.0 % of the net value

Up to EUR 500.- 2.5 % of the net value

Up to EUR 1000.- 1.5 % of the net value

Starting from EUR 1000.- 1.0 % of the net value

Postal shipping EUR 7.20

Package shipping/forwarding EUR 21.00

Freight forwarding EUR 40.00

## CE symbol

The conformity of our products with DIN EN 13724 as defined in the applicable guidelines corresponds to the current needs of the market. All products which meet these essential requirements are marked with the CE symbol (see fig.) and can be freely marketed in the European internal market.



## Retention of title

The supplied goods shall remain our property until complete fulfillment of all claims and demands arising from the business relationship towards the customer, including possible interest on arrears and other costs.

The supplied goods may not be sold, pledged or surrendered as long as they remain our property. Should it be seized by a third party, we should be notified without delay. The claimant should be notified that the goods are our property.

## Other information

Sales through specialised dealers only

Price only for resellers

## Amendments

We reserve the right to make changes to the dimensions and finishes as a result of further development of our products, as well as amend prices.

Upon publication of a new price list, all previous price lists shall be deemed invalid.

Figures and illustrations may differ from the original.

No liability for printing errors

Publication date 2020

Version 02



## Preparations for mailbox assembly

Mailboxes and mailbox systems of the JU brand have been manufactured for over fifty years. Due to the decade-long experience and state-of-the-art production facilities,

the high quality standard of our products is guaranteed. If marked with DIN, JU mailboxes and mailbox systems correspond to the standard DIN EN 13724.

## Assembly

Choose or plan a weather-proof location for the installation of a mailbox system. Avoid pointing the mail slots or removal doors towards the windward side. Technically caused gap dimensions and production tolerances can lead to the ingress of moisture in extreme weather conditions (storm, rainstorms, continuous rain, thaw).

It is good practice to mount a mailbox with a close-fitting aluminum panel (JU model 22-242) in a weather-proof location (for example, a roofed entrance area, a canopy or an interior area).

Mailbox systems should always be fitted with a rain deflector, which draws a large part of the spray water in advance. Retrofitting is possible in many cases.

Electrical connections must only be installed by trained personnel, because legal safety provisions must be observed.

Please also refer to the wiring diagrams and notes enclosed.

Touch protection is required by law.

It is good practice to construct a concrete foundation of 300 x 300 x 500 mm per foot to ensure secure base for freestanding mailboxes. In production, we take into account a 400 mm floor level.

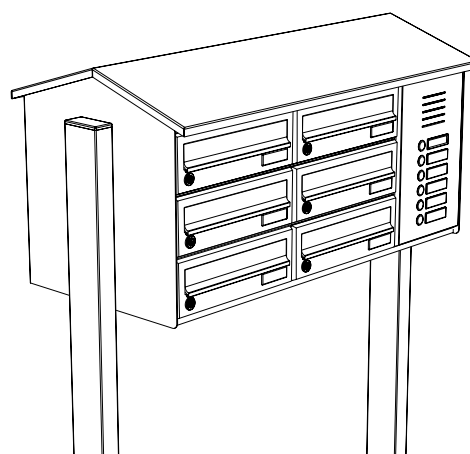

In the event of freestanding mailbox systems with base plates, adequately dimensioned screws should be selected (heavy-duty anchor according to DIN).

Delivered mail must be stored in a mailbox in such a way that the mail slot flap is completely closed. Protruding mail allows for ingress of dirt and moisture.

Therefore, make sure that you carefully plan your mail size requirements. For extreme cases, we offer jumbo mailboxes, which can safely hold almost any bulky mail without leaving the flap open.

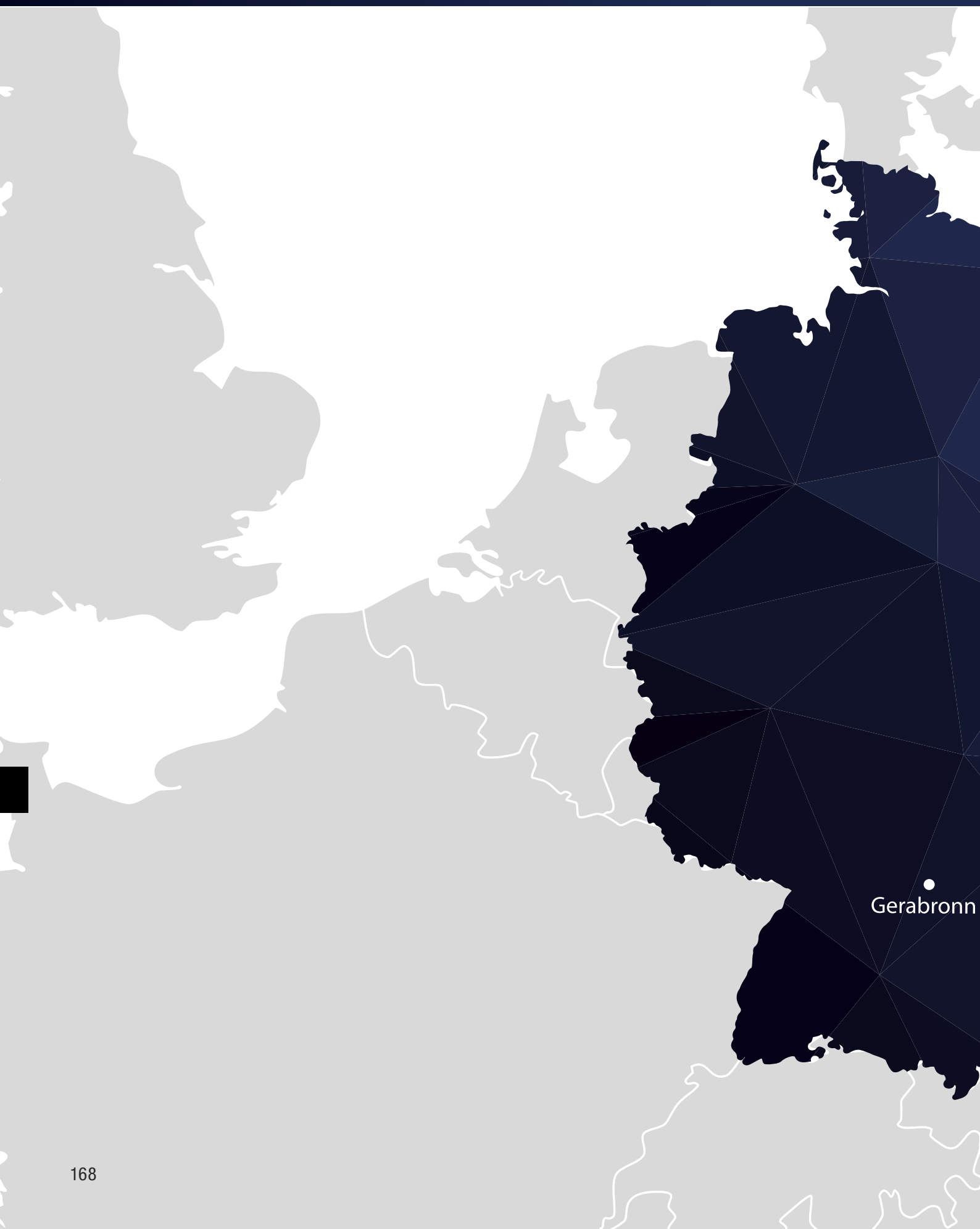
In the case of wall-mounted mailbox systems, the chosen fasteners should correspond to a minimum weight load of approx. 4.5 kg per single unit box. Flush-mounted mailbox systems are to be fastened in a masonry recess using appropriate screws as well as mounting foam. The plaster frame located on the system is used as a screen.

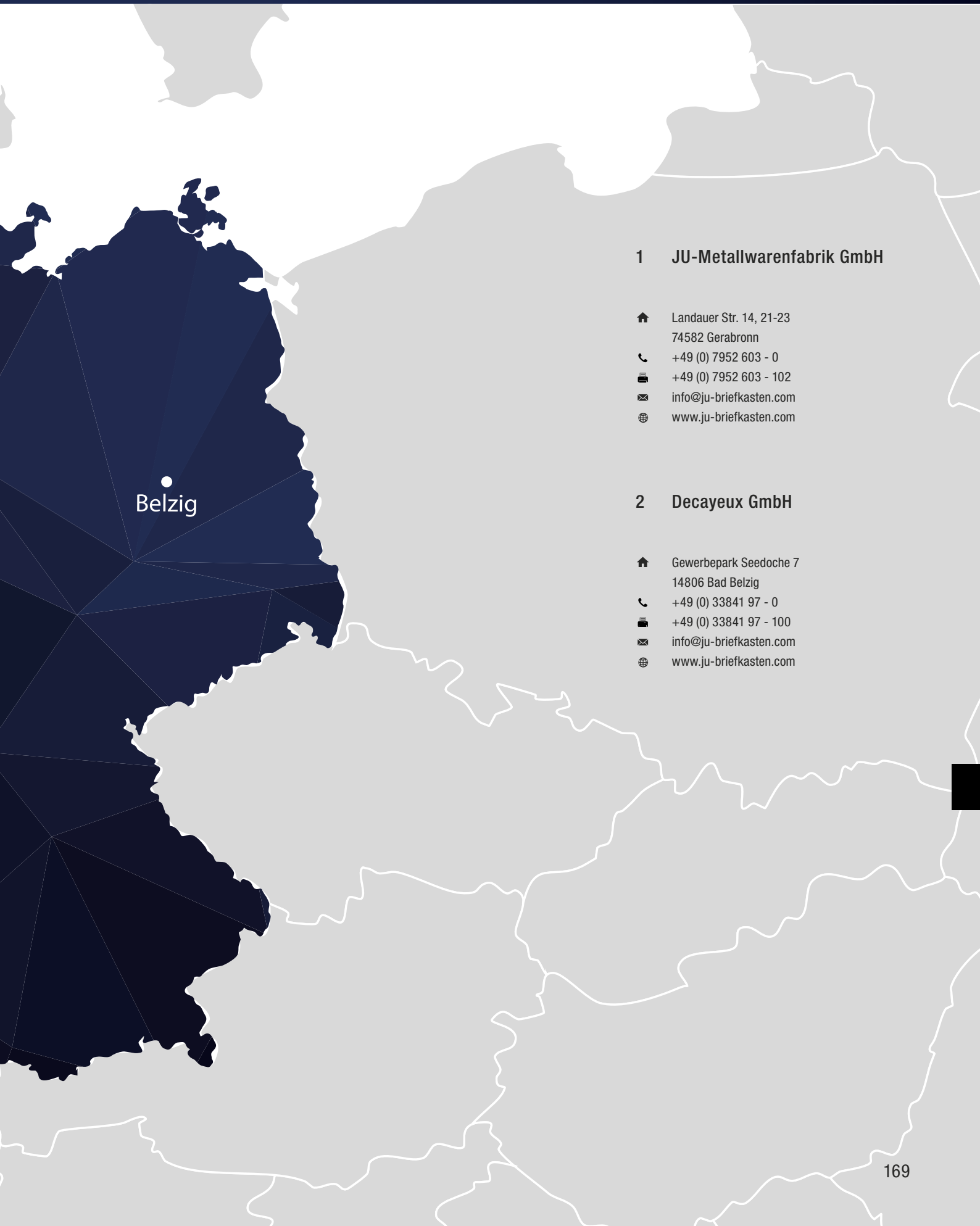
**Visible, anodised aluminum surfaces must be protected from lime, cement and gypsum!**



### A note on how to avoid wet mail

JU mailbox systems offer complete protection from rain and wind. When planning, however, make sure that the flap area of a mailbox system is not facing the windward side. Optimum results can be achieved if freestanding installations are installed or roofed in weather-proof locations.





Belzig

## 1 JU-Metallwarenfabrik GmbH

 Landauer Str. 14, 21-23  
 74582 Gerabronn  
 +49 (0) 7952 603 - 0  
 +49 (0) 7952 603 - 102  
 [info@ju-briefkasten.com](mailto:info@ju-briefkasten.com)  
 [www.ju-briefkasten.com](http://www.ju-briefkasten.com)

## 2 Decayeux GmbH

 Gewerbepark Seedoche 7  
 14806 Bad Belzig  
 +49 (0) 33841 97 - 0  
 +49 (0) 33841 97 - 100  
 [info@ju-briefkasten.com](mailto:info@ju-briefkasten.com)  
 [www.ju-briefkasten.com](http://www.ju-briefkasten.com)

## Anodised aluminum for aluminum parts

Due to different material characteristics, a 100 % colour match is not possible. This also applies when a colour template is provided. Therefore colour deviations are inevitable. Anodised colours are possible from EV1 silver to C35 black. Anodised colour tones are available on request.



**Surcharge:** Bronze anodisation 30 %


## Standard colour shades (powder-coated)

### Note!

For printing reasons, 100 % colour match is not possible.  
The RAL colour chart is mandatory.

RAL 9016 - RAL 8022 (except fine structure and iron micaceous)  
Smooth silk gloss, gloss degree  $70 \pm 5$

### Standard colours without surcharge



### Additional charge:

RAL colours in accordance with RAL colour chart 15 %

An excerpt from the RAL colour chart. Please note that the illustrations shown here only reflect certain typical colours and almost every RAL colour can be implemented in accordance with your requirements or specifications. Please specify a RAL colour number or send us a suitable sample.

Pearl RAL colours/matte tones } on request  
Micaceous iron oxide paint



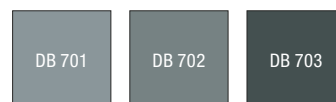
## Micaceous iron oxide/tiger colours available on request

DB 701 No. 029/70103/463280

DB 702 No. 029/70790/462193

DB 703 No. 029/82030/46219

Micaceous iron oxide No. IGP5803E71386A10/462525



## Important information:

For printing reasons, the colours shown are merely approximate, especially in the case of metallic colours (aluminum, anodised colours and silver tones), the illustrations can only be used for guidance purposes. The RAL or anodised colour chart is the key for binding colour accuracy.

RAL 1000 green beige	RAL 1001 beige	RAL 1002 sand yellow	RAL 1003 signal yellow	RAL 1004 golden yellow	RAL 1005 honey yellow	RAL 1006 maize yellow	RAL 1007 daffodil yellow	RAL 1011 brown beige	RAL 1012 lemon yellow	RAL 1013 oyster white	RAL 1014 ivory
RAL 1015 light ivory	RAL 1016 sulfur yellow	RAL 1017 saffron yellow	RAL 1018 zinc yellow	RAL 1019 grey beige	RAL 1020 olive yellow	RAL 1021 rape yellow	RAL 1023 traffic yellow	RAL 1024 ochre yellow	RAL 1027 curry	RAL 1028 melon yellow	RAL 1032 broom yellow
RAL 1033 dahlia yellow	RAL 1034 pastel yellow	RAL 1037 sun yellow	RAL 2000 yellow orange	RAL 2001 red orange	RAL 2002 vermillion	RAL 2003 pastel orange	RAL 2004 pure orange	RAL 2008 bright red orange	RAL 2009 traffic orange	RAL 2010 signal orange	RAL 2011 deep orange
RAL 2012 salmon orange	RAL 3000 flame red	RAL 3001 signal red	RAL 3002 carmine red	RAL 3003 ruby red	RAL 3004 purple red	RAL 3005 wine red	RAL 3007 black red	RAL 3009 oxide red	RAL 3011 brown red	RAL 3012 beige red	RAL 3013 tomato red
RAL 3014 antique pink	RAL 3015 light pink	RAL 3016 coral red	RAL 3017 rose	RAL 3018 strawberry red	RAL 3020 traffic red	RAL 3022 salmon pink	RAL 3027 raspberry red	RAL 3028 pure red	RAL 3031 orient red	RAL 4001 red lilac	RAL 4002 red violet
RAL 4003 heather violet	RAL 4004 claret violet	RAL 4005 blue lilac	RAL 4006 traffic purple	RAL 4007 purple violet	RAL 4008 signal violet	RAL 4009 pastel violet	RAL 4010 telemagenta	RAL 5000 violet blue	RAL 5001 green blue	RAL 5002 ultramarine blue	RAL 5003 sapphire blue
RAL 5004 black blue	RAL 5005 signal blue	RAL 5007 brilliant blue	RAL 5008 grey blue	RAL 5009 azure blue	RAL 5010 gentian blue	RAL 5011 steel blue	RAL 5012 light blue	RAL 5013 cobalt blue	RAL 5014 pigeon blue	RAL 5015 sky blue	RAL 5017 traffic blue
RAL 5018 turquoise blue	RAL 5019 capri blue	RAL 5020 ocean blue	RAL 5021 water blue	RAL 5022 night blue	RAL 5023 distant blue	RAL 5024 pastel blue	RAL 6000 patina green	RAL 6001 emerald green	RAL 6002 leaf green	RAL 6003 olive green	RAL 6004 blue green
RAL 6005 moss green	RAL 6006 grey olive	RAL 6007 bottle green	RAL 6008 brown green	RAL 6009 fir green	RAL 6010 grass green	RAL 6011 reseda green	RAL 6012 black green	RAL 6013 reed green	RAL 6014 yellow olive	RAL 6015 black olive	RAL 6016 turquoise green
RAL 6017 may green	RAL 6018 yellow green	RAL 6019 pastel green	RAL 6020 chrome green	RAL 6021 pale green	RAL 6022 olive drab	RAL 6024 traffic green	RAL 6025 fern green	RAL 6026 opal green	RAL 6027 light green	RAL 6028 pine green	RAL 6029 mint green
RAL 6032 signal green	RAL 6033 mint turquoise	RAL 6034 pastel turquoise	RAL 6037 pure green	RAL 7000 squirrel grey	RAL 7001 silver grey	RAL 7002 olive grey	RAL 7003 moss grey	RAL 7004 signal grey	RAL 7005 mouse grey	RAL 7006 beige grey	RAL 7008 khaki grey
RAL 7009 green grey	RAL 7010 tarpaulin grey	RAL 7011 iron grey	RAL 7012 basalt grey	RAL 7013 brown grey	RAL 7015 slate grey	RAL 7016 anthracite grey	RAL 7021 black grey	RAL 7022 umbra grey	RAL 7023 concrete grey	RAL 7024 graphite grey	RAL 7026 granite grey
RAL 7030 stone grey	RAL 7031 blue grey	RAL 7032 pebble grey	RAL 7033 cement grey	RAL 7034 yellow grey	RAL 7035 light grey	RAL 7036 platinum grey	RAL 7037 dusty grey	RAL 7038 agate grey	RAL 7039 quartz grey	RAL 7040 window grey	RAL 7042 traffic grey A
RAL 7043 traffic grey B	RAL 7044 silk grey	RAL 7045 telegrey 1	RAL 7046 telegrey 2	RAL 7047 telegrey 4	RAL 8000 green brown	RAL 8001 ochre brown	RAL 8002 signal brown	RAL 8003 clay brown	RAL 8004 copper brown	RAL 8007 fawn brown	RAL 8008 olive brown
RAL 8011 nut brown	RAL 8012 red brown	RAL 8014 sepia brown	RAL 8015 chestnut brown	RAL 8016 mahogany brown	RAL 8017 chocolate brown	RAL 8019 grey brown	RAL 8022 black brown	RAL 8023 orange brown	RAL 8024 beige brown	RAL 8025 pale brown	RAL 8028 terra brown
RAL 9001 cream	RAL 9002 grey white	RAL 9003 signal white	RAL 9004 signal black	RAL 9005 jet black	RAL 9006 white aluminium	RAL 9007 grey aluminium	RAL 9010 pure white	RAL 9011 graphite black	RAL 9016 traffic white	RAL 9017 traffic black	RAL 9018 papyrus white



**Briefkasten &  
Briefkastenanlagen**

**🏠 JU-Metallwarenfabrik GmbH**

Landauer Str. 14, 21-23

74582 Gerabronn

☎ +49 (0) 7952 603 - 0

📠 +49 (0) 7952 603 - 102

✉ info@ju-briefkasten.com

🌐 www.ju-briefkasten.com

**🏠 Decayeux GmbH**

Gewerbepark Seedoche 7

14806 Bad Belzig

☎ +49 (0) 33841 97 - 0

📠 +49 (0) 33841 97 - 100

✉ info@ju-briefkasten.com

🌐 www.ju-briefkasten.com

Your JU-salesman