



Mailbox systems, display cases, steles, signages, parcel locker systems, special equipment

PLANNING DOCUMENTS



Briefkasten &
Briefkastenanlagen



III. 126/1
Flush-mounted parcel locker system
with various equipment variants
with plaster frame 22-236

JU parcel box solutions

The parcel locker systems described in this catalogue are cost-efficient products suitable for everyday use, which can be customised as needed.

For this purpose, we offer various lock systems in different configurations, which enables us to offer you a tailor-made product at a reasonable price, depending on your requirements, from the simple one-way package collection box through to the recorded transfer and storage system.

As a leading German supplier of mailboxes and mailbox systems, we have extensive experience in the storage of mail, which is also reflected in the ergonomics, stability, rain safety and the production quality of our packaging systems.

At the same time, we also attach great importance to the usage of tried and tested electrical and mechanical components from reputable manufacturers, which also ensure reliable operation for many years.

Configuration variants

As is already familiar to you from the previous series, we have subdivided the package facilities into configuration lines. You will find the right solution from Economy Class to First Class.

Due to online trading, the acceptance of parcels in the absence of the recipient is becoming more and more important. The parcel locker is a perfect solution for receiving packages, regardless of whether or not you are at home.

All parcel boxes are manufactured by JU on a make-to-order customised basis.

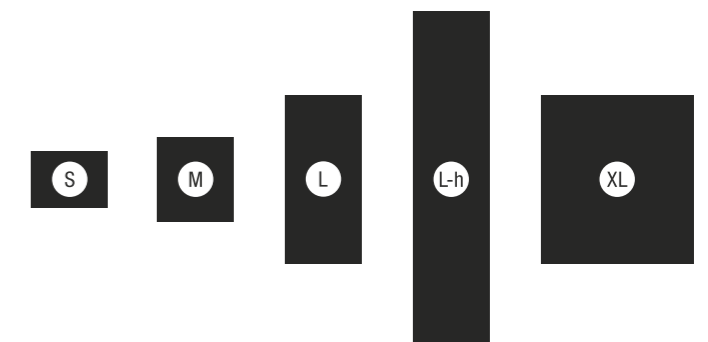
This means that you can choose and combine the most diverse designs. With and without intercom/doorbell box or new, even with track lighting for freestanding systems. Installation examples and information on the equipment of the respective systems can be found on the following pages.

Which compartment sizes are available?

- 6 different sizes of the basic version are currently available.
- The size is based on the standard box formats common in the mail order business:

Parcel

Compartment type	Dimension in mm		
	B	H	T
S	300	220	380
M	300	330	380
L	300	660	380
L-h	300	1320	380
XL	600	660	380



Mailbox Avantgarde

Compartment type	Dimension in mm		
	B	H	T
M	300	220	380
L	300	330	380



Economy Class

- parcel box surface-mounted with mechanical lock
- simple sheet panelling (classic)
- RAL design as specified, powder-coated
- intercom/doorbell compartment with aluminium extrusion profile as intercom grid
- plastic doorbell button, including name plate



III. 128/1

Economy Class

(simple and functional mechanical design)

- extremely easy to operate
- can be operated with key and combination of numbers
- individually adjustable code with automatic "code cover" function
- no electrical installation required
- maintenance-free
- convenient one-way locking system



III. 128/2



Lock 1844 operating instructions

Prior to operating the lock, please read the operating instructions carefully!

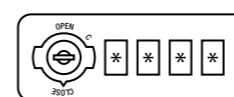
Safety instructions

1. For security reasons, change the factory-set code "3333" to your personal code, as described in point 2.
2. Put down your personal code and keep it in a place that is inaccessible to unauthorised persons.
3. This lock has an automatic code reset system which resets the dial wheels to "0000" each time the lock is opened and closed. For this reason, do not select "0000" as a personal code.
4. If you lose or forget the code, you can open the lock on an emergency basis and recover the current code by means of a master key. To do this, please contact the system administrator.

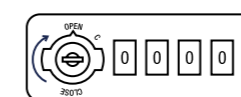


III. 129/1

1. Opening the lock

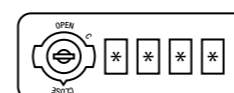


1. Enter the factory code "3333" or the personal code "*****" to open the lock.



2. Turn the knob to "OPEN". (For security reasons, the number dials are automatically reset to "0000")

2. Changing the code

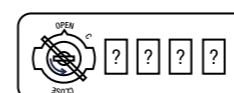


1. In the OPEN position, enter the factory code "3333" or the personal code "*****".
2. Turn the knob to "C".

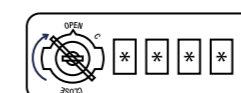


3. Set your personal or new code "NNNN".
4. Turn back the knob.
5. New code "NNNN" is saved!

3. Emergency opening/Determining the code



1. In CLOSE position, turn the master key all the way to the left.



2. Turn the knob to "OPEN". (Current code "*****" sets automatically)

General instructions

1. Protect the lock from exposure to water, dust, fire, etc.
2. Only use the lock in the temperature range of 0-50 °C.
3. Only use a damp cloth for cleaning. Do not use any chemicals.
4. Make sure that objects in the cabinet do not block the lock lever.
5. Do not oil or grease the lock and number wheels.



III. 129/2

Economy Class mailbox system surface-mounted combined with parcel compartments 08-509 I/D compartment with intercom grid 21-161 name plate doorbell button 21-111 parcel compartment with combination lock 1844 Classic 20 panelling 22-251

Business Class

- free standing steles with parcel box, mailbox and code lock
- intercom/doorbell compartment with stainless steel doorbell button and anti-theft name plate
- Nova panelling continuing as stand, optionally for concreting



III. 130/1

The BURG Combipad lock has two operating modes which can be selected and activated at any time by the user:

1. Multi-user mode (safety deposit mode):

This operating mode works just like a hotel safe: In the resting state the compartment is open. To close the compartment, shut the door and enter a freely selectable combination of numbers to engage the lock. Re-enter the PIN to open the lock. Once you have opened the lock, the code used is reset and the lock returns to the initial state. The safety deposit box model is well suited for transfer functions, for example an apartment key, document transfer or the provision of goods outside the opening hours. Of course, the code must be known or communicated to the recipient.

2. Fixed access code:

This allows the lock to be opened with the same code. Up to 50 fixed access codes can be set up per lock. This operating mode is particularly good for storing or picking up items of a recurring supplier, for example. Being able to save multiple codes allows additional users to be authorised (supervisor, employee, etc.).

Power supply

Power supply is ensured by two batteries. If the battery charge level falls below a threshold, this will be displayed on the LED when the lock is closed. When the battery charge falls below the minimum voltage level, the lock can no longer be locked until you replace the battery.



III. 131/1

Business Class

(model for sophisticated demands)

- heavy type - 24 mm doors optional
- solid housing
- various applications: hotel resort feature, access via TAN system, locker lock, custodian's compartment, etc.



III. 130/2

Business Class

(model for sophisticated demands)

- heavy type - 24 mm doors, optional
- robust design with lever
- various applications: TAN system, freely selectable PIN
- with emergency opening key



III. 130/3



III. 131/2

Business Class mailbox system, free-standing, combined with parcel compartments, model 08-509/522
 I/D compartment with intercom grid 21-176
 doorbell button 21-217E
 with name plate 21-134
 house number engraving
 parcel compartment with Burg Combipad lock
 rear wall
 Nova 20 panelling 22-315



III. 132/1

The compact Eurolock combination lock is a functional and robust solution, which is particularly suited for lockers and personal storage compartments.

A four-digit combination of numbers ensures a high security standard. Due to manual release, the control system has extremely low power consumption, which means that the battery does not have to be replaced for a long period of time.

The current charge status of the battery can be displayed on a LED display. If the battery fails, the lock can be opened with a separate key on an emergency basis. The housing consists of a robust cast body without straight edges, a shape that prevents break-in attempts.

Special design TAN

Both locks can be optionally fitted with a TAN feature (not included in the standard functional scope). In TAN mode, a fixed, one-time PIN is required to open the lock, which follows a fixed list. The PIN expires after use. This method provides a particularly high level of security since a code that was passed in an unauthorised manner is worthless.



III. 133/1

Parcel locker system with installation and engraving compartment. Street name flush-mounted in plexiglas LED-illuminated, as flush-mounted installation.



III. 132/2

Business Class mailbox system, free-standing, combined with parcel compartments, model 08-509/522
I/D compartment with intercom grid 21-176
doorbell button 21-217E
with name plate 21-134
house number engraving designed
parcel compartment with Eurolock lock
rear wall
Nova 20 panelling 22-315



III. 133/2

Free-standing parcel locker system Business Class, Nova continuous

First Class

- freestanding parcel locker system, Avantgarde mailbox and intercom and doorbell systems
- ring-illuminated stainless steel pushbutton
- anti-theft, illuminated name plate, opened from the front - all flush-mounted
- LED illuminated house number
- with ParcelLock system and integrated LED track lighting
- design as specified in RAL, powder-coated or stainless steel
- Nova panelling continuing as stand, optionally, for concreting
- H = 1,600 mm portrait or for screwing on
- H = 1,200 mm



III. 134/1



Never miss a parcel again!

With our ParcelLock parcel locker systems you can easily receive parcels at home, also when you are not in. And the best thing about it is that ParcelLock works with all shipping offices. With the ParcelLock app, you always have control over your parcel locker system and can control the receipt and dispatch of parcels to suit your needs.



III. 135/1

First Class

(model for sophisticated demands)

- heavy type - 24 mm doors
- proven ParcelLock System with bring and pickup function
- ParcelLock works with all shipping offices



III. 134/2

It's that easy

- Flexible solutions**

You choose a JU-product with ParcelLock technology, for example for a parcel locker system with a mailbox.
- Login once, use all package services**

Register your parcel box in the MyParcelLock customer portal. By default, some of the package services have already been set up, and all other mailboxes can be accessed with just a few clicks.
- Multiple deliveries**

Do you expect several deliveries? No problem at all. You can use the transaction history in your customer account to track all deliveries, including the date, time and shipping office.
- Sending returns and parcels**

For more convenience, you can have returns and parcels collected online from your parcel locker at no extra charge.
- Feel free to ask our advice**

You have a wide range of possibilities to install and assemble different parcel boxes and parcel locker systems. We would be happy to help you.
- Accepting a parcel while being away, Removing a parcel on returning home**

You won't miss a parcel in the future. You no longer need to pick them up from your neighbour. Your privacy is protected.
- Secure**

The secure TAN procedure from the online banking limits access for one-time delivery down to the minute.



III. 136/1

Omnidirectional barcode reader
 GSM communication
 32 bit processor
 Expansion card
 Touchscreen
 Optional: emergency power supply
 Material: hot-dip galvanised sheet steel
 Colours: RAL colour chart

Compartment type	Dimension in mm B · H · T			Number
Control compartment	300	660	380	1
Parcel compartment M	300	330	380	2
Parcel compartment L	300	660	380	3
Parcel compartment XL	600	660	380	1
Avantgarde L	300	330	380	6

MySmartBox

Get involved in this experience!

We work together to develop your own personal product that meets your requirements and applications.

MySmartBox is also suitable for those with restricted mobility and meets European standards.

100 % customised

Options

MySmartBox by JU offers customised products. The number of compartments of the MySmartBox system, as well as the colour, can be put created individually. Colours can be selected from the RAL colour chart.

There is also the possibility of integrating a wardrobe, thermally-insulated compartment or refrigerator compartment.

- Printing and personalising your MySmartBox
- For indoors and outdoors
- Integration or freestanding
- Thermally-insulated or refrigerated

We offer two different solutions depending on architecture or masonry requirements. The important thing is to adhere to the design and functionality of MySmartBox.

When selecting this option, users have the option of having food delivered to a thermally-insulated or refrigerated compartment.

How does it work?

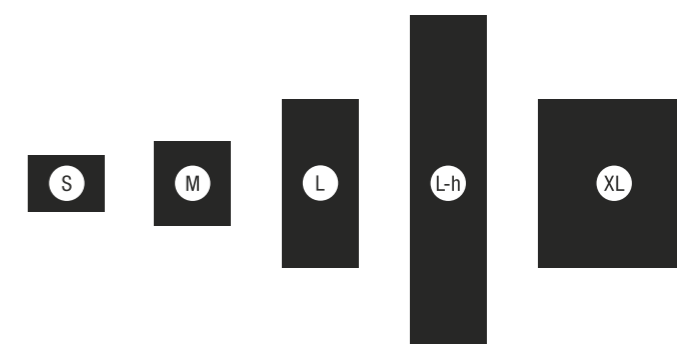
Upon delivery, the delivery person selects the appropriate parcel compartment, so the goods remain at an appropriate temperature.

Which compartment sizes are available?

- There are currently five compartment sizes, two letter box sizes and three optional extras to choose from.
- The optional extras are wardrobe, thermally-insulated and refrigeration compartments.
- The size is based on the standard box formats common in the mail order business:

Parcel

Compartment type	Dimension in mm B · H · T		
S	300	220	380
M	300	330	380
L	300	660	380
L-h	300	1320	380
XL	600	660	380



Mailbox Avantgarde

Compartment type	Dimension in mm B · H · T		
M	300	220	380
L	300	330	380



Model	MySmartBox parcel compartment system from JU The module consists of a controller with connected package compartments. The number depends on the need. The approximate calculation is one parcel compartment for every five residential units.
Controller	The system comprises: A screen with which the parcel recipient can be identified and selected from a list. The controller allows a suitable compartment size to be selected. The delivery process is completed by sending an SMS with the delivery notification and the key code to the recipient's mobile phone.
Colour	Standard colours: Aluminium grey (RAL 9007) Anthracite grey (RAL 7016) Black-brown (RAL 8022) White (RAL 9016) DB703 Other colours are available on request according to the RAL colour chart and printing.
System design	The system can be customised according to customer requirements. Rears of the boxes and doors are made of hot-dip galvanised sheet steel with a powder coating. The parcel compartment systems can be delivered either as a free-standing version for screwing to the floor or prepared for wall mounting.
Locks	Electromechanical rotary bolt lock with emergency opening device. Automatic push-to-open lock.
Screen	Capacitive screen 4.3" (10.9 cm) with backlight and 3 mm protective glass. With a standby function to minimise energy use.
Integrated barcode reader	Multi-directional laser scanner for the quick and reliable transfer of barcodes.
Power supply	230 V mains connection, control and locks are supplied by means of a multi-fused switching power supply with a nominal voltage of 12 V.
Communication	Data transfer takes place via the GSM mobile network. A SIM card will be provided for all common mobile operators. The system has a separate internal antenna to ensure a reliable connection.
System core	Management using a 32-bit processor. Base board manages up to 6 compartments. Up to 63 package compartments can be managed thanks to cascable expansion cards.
Software	User management • Remote maintenance • Event logging
Emergency power supply	As an option, the parcel compartment system can be protected against power failure with a UPS system. The backup battery allows the system to operate for a certain period of time in the event of a temporary power failure.

Operating instructions



For letters: Open the flap and put the envelope inside.



Simply unlock the door and take your letter out.



For parcels: Press the button next to/below the display for parcel delivery.



Tap the "Insert" field and follow the instructions on the display.



A parcel compartment of the selected size opens.




Place the parcel in the open compartment and close the door to complete the delivery process.



Tap the "Remove" field and follow the instructions on the display.



Remove the parcel from the open parcel compartment.



Close the parcel compartment to release it for the next parcel.



🏠 JU-Metallwarenfabrik GmbH

Landauer Str. 14, 21-23

74582 Gerabronn

☎ +49 (0) 7952 603 - 0

📠 +49 (0) 7952 603 - 102

✉ info@ju-briefkasten.com

🌐 www.ju-briefkasten.com

🏠 Decayeux GmbH

Gewerbepark Seedoche 7

14806 Bad Belzig

☎ +49 (0) 33841 97 - 0

📠 +49 (0) 33841 97 - 100

✉ info@ju-briefkasten.com

🌐 www.ju-briefkasten.com

Your JU-salesman